



---

# Vallejo Flood & Wastewater District Consolidated - Account #10761

## MONTHLY ACCOUNT STATEMENT

FEBRUARY 1, 2021 THROUGH FEBRUARY 28, 2021

**Chandler Team:**

For questions about your account, please call (800) 317-4747,  
or contact [operations@chandlerasset.com](mailto:operations@chandlerasset.com)

**CHANDLER** ASSET MANAGEMENT  
chandlerasset.com

*Information contained herein is confidential. We urge you to compare this statement to the one you receive from your qualified custodian. Please see Important Disclosures.*



**PORTFOLIO CHARACTERISTICS**

Average Modified Duration	0.55
Average Coupon	0.54%
Average Purchase YTM	0.97%
Average Market YTM	1.03%
Average S&P/Moody Rating	AA+/Aa1
Average Final Maturity	0.57 yrs
Average Life	0.55 yrs

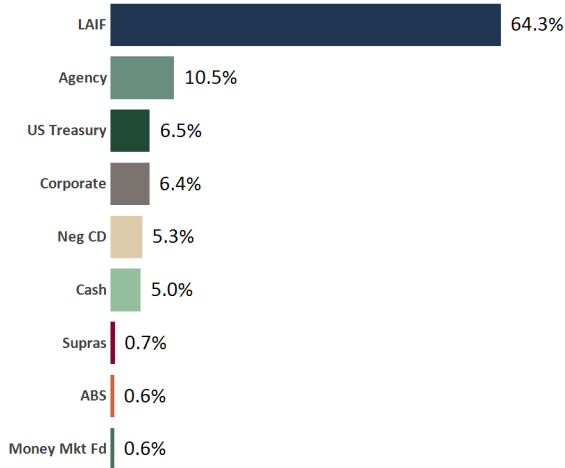
**ACCOUNT SUMMARY**

	Beg. Values as of 1/31/21	End Values as of 2/28/21
Market Value	36,905,431	34,174,973
Accrued Interest	46,878	43,847
<b>Total Market Value</b>	<b>36,952,309</b>	<b>34,218,820</b>
Income Earned	21,620	14,374
Cont/WD		
Par	41,207,408	38,447,209
Book Value	39,069,753	36,329,118
Cost Value	39,234,707	36,496,323

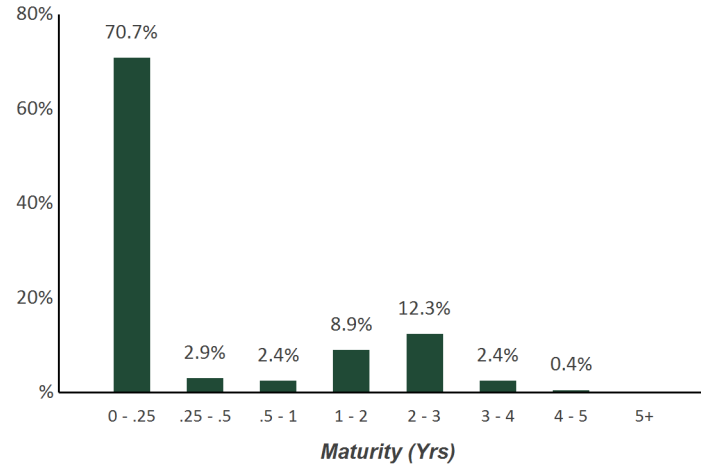
**TOP ISSUERS**

Local Agency Investment Fund	64.3%
Government of United States	6.5%
Custodial Checking Account	5.0%
Federal Home Loan Mortgage Corp	4.5%
Federal Farm Credit Bank	3.4%
Microsoft	2.9%
Federal National Mortgage Assoc	1.8%
Apple Inc	0.8%
<b>Total</b>	<b>89.3%</b>

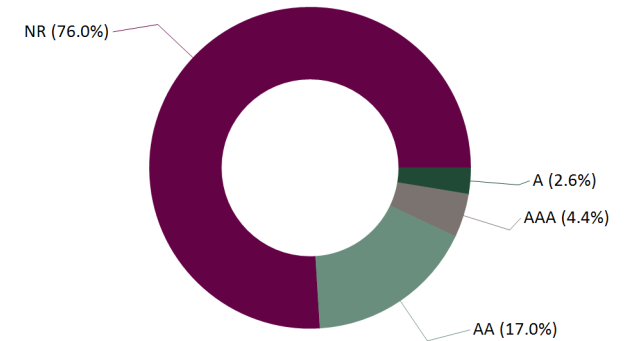
**SECTOR ALLOCATION**



**MATURITY DISTRIBUTION**



**CREDIT QUALITY (S&P)**



# Statement of Compliance

As of February 28, 2021



## Vallejo Flood & Wastewater District Consolidated

This portfolio is a consolidation of assets managed by Chandler Asset Management and assets managed internally by Client. Chandler relies on Client to provide accurate information for reporting assets and producing this compliance statement.

Category	Standard	Comment
U.S. Treasury Issues	No limitations; Full faith and credit of the U.S. are pledged for the payment of principal and interest	Complies
Federal Agencies/ U.S. Government Sponsored Enterprises	25% max per Agency/GSE issuer; 20% max federal agency callable securities; Federal agencies or U.S. government-sponsored enterprise obligations, participations, or other instruments, including those issued or fully guaranteed as to principal and interest by federal agencies or U.S. government sponsored enterprises.	Complies
Municipal Securities	"A" rating category or better by a Nationally Recognized Statistical Rating Organization ("NRSRO"); 30% maximum; 5% max per issuer; Include obligations of the District, State of California, and any local agency within the State of California; Bonds of any of the other 49 states in addition to California; Including bonds payable solely out of the revenues from a revenue-producing property owned, controlled, or operated by a state, or by a department, board, agency, or authority of any of the other 49 states, in addition to California.	Complies
Supranationals	"AA" rating category or higher by a NRSRO; 30% maximum; 10% max per issuer; USD denominated senior unsecured unsubordinated obligations; Issued or unconditionally guaranteed by International Bank for Reconstruction (IBRD), International Finance Corporation (IFC), or Inter-American Development Bank (IADB)	Complies
Corporate Medium Term Notes	"A" rating category or better by a NRSRO; 30% maximum; 5% max per issuer; Issuing corporations must be organized and operating within the U.S. or be depository institutions licensed by the U.S. or any state and operating within the U.S.	Complies *
Negotiable Certificates of Deposit (NCD)	No rating required if amount of the NCD is covered by FDIC insured limit; If amount is above FDIC insured limit, requires "A-1" short-term rated or better by a NRSRO; or "A" long-term issuer rating category or better by a NRSRO; 30% maximum; 5% max per issuer; Issued by a nationally or state-chartered bank, or a federal or state association, a state or federal credit union, or by a federally-licensed or state-licensed branch of a foreign bank.	Complies
Time Certificates of Deposit	FDIC insured/Collateralized; or Non-negotiable, fixed-term Certificates of Deposit collateralized in accordance with California Government Code; In order to secure such deposits, an institution shall maintain in the collateral pool securities having a market value of at least 10% in excess of the total amount deposited (50% in excess of the total amount of deposits secured by promissory notes secured by first mortgages and first trust deeds). The District is permitted to waive the first \$250,000 of collateral security for such deposits of the institution is insured pursuant to federal law.	Complies
Commercial Paper	"A-1" rated or higher by a NRSRO; "A" issuer rated or higher by a NRSRO, if any debt; 25% maximum; 5% max per issuer; 10% max of the outstanding commercial paper of any one issuer; 270 days max maturity; Issuing corporation shall be 1) organized and operating within the U.S. as a general corporation, with assets > \$500 million, and has debt, if any, that is rated "A" or higher by a NRSRO; or 2) organized within the U.S. as a special purpose corporation, trust, or LLC; has program-wide credit enhancements, including, but not limited to, over-collateralization, LOC, and rated "A-1" or higher by a NRSRO.	Complies
Banker's Acceptances	"A-1" short-term debt rated or better by a NRSRO; or "A" long-term debt rating category or better by a NRSRO; 40% maximum; 5% max in bankers acceptance of any one commercial bank; 180 days max maturity	Complies
Asset-Backed, Mortgage-Backed, Mortgage Pass-Through Securities, Collateralized Mortgage Obligations	"AA" rating category or better by a NRSRO; 20% maximum; 5% max per Asset-Backed or Commercial Mortgage issuer; From Issuers not issued by the U.S. Government and its Federal Agencies.	Complies
Mutual Funds and Money Market Mutual Funds	Highest rating or "AAA" rated by two NRSROs; or SEC registered investment adviser with AUM >\$500 million and experience > 5 years; 20% maximum in Money Market Mutual Funds; 10% maximum in Mutual Funds; 20% maximum combined Mutual Funds and Money Market Mutual Funds	Complies
Local Agency Investment Fund (LAIF)	As authorized by government code section 16429.1; Pooled investment money market fund established by the State of California and managed by the California State Treasurer's Office; Not used by investment adviser	Complies
Repurchase Agreements	1 year max maturity; Maintain at a level of at least 102% of the market value of the Repurchase Agreement; Securities used as collateral will be delivered to an acceptable third party custodian; Subject to Master Repurchase Agreement between the District and the provider of repurchase agreement; Not used by investment adviser	Complies
Prohibited	Inverse floaters; Ranges notes, Mortgage-derived or Interest-only strips from pool of mortgages; Zero interest accrual securities if held to maturity; Trading securities for the sole purpose of speculating on the future direction of interest rates; Purchasing or selling securities on margin; Reverse repurchase agreements; Securities lending or any other form of borrowing or leverage; Foreign currency denominated securities	Complies
Social Responsibility	Invest in companies that have a positive impact on the environment and fair workplace practices; Investments are encouraged in entities that support equality of rights, regardless of sex, race, religion, age, disability or sexual orientation; No investment is to be made in a company that receives more than 51% of its gross revenues from the production or manufacture of fossil fuels, weapons manufacturing, cigarettes, alcohol, or gaming products.	Complies
Max Per Issuer	5% max per issuer, with the exception of U.S. Treasuries, Federal Agencies, LAIF, Mutual Funds, Money Market Funds, or Supranational securities, or unless otherwise specified in the policy.	Complies
Maximum Maturity	5 years maximum maturity	Complies

\* Securities inherited from previous manager: Lehman Brothers (525ESC6J3, 525ESCIB7, 525ESCAJ8) NR



CUSIP	Security Description	Par Value/Units	Purchase Date Book Yield	Cost Value Book Value	Mkt Price Mkt YTM	Market Value Accrued Int.	% of Port. Gain/Loss	Moody/S&P Fitch	Maturity Duration
<b>ABS</b>									
47787NAC3	John Deere Owner Trust 2020-B A3 0.51% Due 11/15/2024	30,000.00	07/14/2020 0.52%	29,995.43 29,996.23	100.27 0.33%	30,081.57 6.80	0.09% 85.34	Aaa / NR AAA	3.72 1.51
89236XAC0	Toyota Auto Receivables 2020-D A3 0.35% Due 1/15/2025	45,000.00	10/06/2020 0.36%	44,991.62 44,992.37	99.98 0.36%	44,992.37 7.00	0.13% 0.00	NR / AAA AAA	3.88 1.76
43813GAC5	Honda Auto Receivables Trust 2021-1 A3 0.27% Due 4/21/2025	50,000.00	02/17/2021 0.27%	49,999.09 49,999.09	99.86 0.34%	49,928.35 2.63	0.15% (70.74)	Aaa / NR AAA	4.15 2.15
89240BAC2	Toyota Auto Receivables Owners 2021- A A3 0.26% Due 5/15/2025	95,000.00	02/02/2021 0.27%	94,982.37 94,982.70	99.90 0.31%	94,908.52 15.78	0.28% (74.18)	Aaa / NR AAA	4.21 2.04
<b>Total ABS</b>		<b>220,000.00</b>	<b>0.32%</b>	<b>219,968.51</b> <b>219,970.39</b>	<b>0.33%</b>	<b>219,910.81</b> <b>32.21</b>	<b>0.64%</b> <b>(59.58)</b>	<b>Aaa / AAA</b> <b>AAA</b>	<b>4.06</b> <b>1.94</b>
<b>AGENCY</b>									
3133ELWD2	FFCB Note 0.375% Due 4/8/2022	250,000.00	06/03/2020 0.27%	250,485.00 250,290.42	100.26 0.14%	250,641.75 372.40	0.73% 351.33	Aaa / AA+ AAA	1.11 1.11
3133ELE75	FFCB Note 0.25% Due 6/2/2022	250,000.00	06/02/2020 0.25%	249,997.50 249,998.43	100.14 0.14%	250,347.50 154.51	0.73% 349.07	Aaa / AA+ AAA	1.26 1.26
3134GVJ66	FHLMC Note 0.25% Due 6/8/2022	250,000.00	06/04/2020 0.28%	249,850.00 249,904.66	100.14 0.14%	250,359.25 144.10	0.73% 454.59	Aaa / NR AAA	1.27 1.28
313381BR5	FHLB Note 1.875% Due 12/9/2022	250,000.00	06/29/2020 0.25%	259,875.00 257,173.77	103.01 0.18%	257,519.75 1,067.71	0.76% 345.98	Aaa / AA+ AAA	1.78 1.75
3137EAER6	FHLMC Note 0.375% Due 5/5/2023	220,000.00	05/05/2020 0.39%	219,907.60 219,932.79	100.43 0.18%	220,953.04 265.83	0.65% 1,020.25	Aaa / AA+ AAA	2.18 2.17
3135G04Q3	FNMA Note 0.25% Due 5/22/2023	240,000.00	05/20/2020 0.35%	239,277.60 239,464.30	100.13 0.19%	240,305.28 165.00	0.70% 840.98	Aaa / AA+ AAA	2.23 2.22
3137EAES4	FHLMC Note 0.25% Due 6/26/2023	220,000.00	06/24/2020 0.35%	219,357.60 219,503.09	100.01 0.24%	220,031.90 99.31	0.64% 528.81	Aaa / AA+ AAA	2.32 2.32
3135G05G4	FNMA Note 0.25% Due 7/10/2023	205,000.00	07/08/2020 0.32%	204,559.25 204,653.44	100.08 0.22%	205,165.64 72.60	0.60% 512.20	Aaa / AA+ AAA	2.36 2.36
3133EL3V4	FFCB Note 0.2% Due 8/14/2023	250,000.00	08/12/2020 0.27%	249,477.50 249,572.46	99.91 0.23%	249,785.50 23.61	0.73% 213.04	Aaa / AA+ AAA	2.46 2.45



CUSIP	Security Description	Par Value/Units	Purchase Date Book Yield	Cost Value Book Value	Mkt Price Mkt YTM	Market Value Accrued Int.	% of Port. Gain/Loss	Moody/S&P Fitch	Maturity Duration
<b>AGENCY</b>									
3137EAEV7	FHLMC Note 0.25% Due 8/24/2023	190,000.00	08/19/2020 0.28%	189,806.20 189,840.09	100.08 0.22%	190,146.11 9.24	0.56% 306.02	Aaa / AA+ AAA	2.48 2.48
3137EAEW5	FHLMC Note 0.25% Due 9/8/2023	130,000.00	09/02/2020 0.26%	129,957.10 129,964.05	99.95 0.27%	129,935.91 159.79	0.38% (28.14)	Aaa / AA+ AAA	2.53 2.51
3133EMBS0	FFCB Note 0.2% Due 10/2/2023	250,000.00	10/05/2020 0.26%	249,565.00 249,623.21	99.83 0.27%	249,574.75 206.94	0.73% (48.46)	Aaa / AA+ AAA	2.59 2.58
3137EAEY1	FHLMC Note 0.125% Due 10/16/2023	165,000.00	10/14/2020 0.25%	164,384.55 164,460.99	99.62 0.27%	164,375.97 77.34	0.48% (85.02)	Aaa / AA+ AAA	2.63 2.63
3137EAEZ8	FHLMC Note 0.25% Due 11/6/2023	210,000.00	11/03/2020 0.28%	209,811.00 209,831.00	99.89 0.29%	209,760.81 169.17	0.61% (70.19)	Aaa / AA+ AAA	2.69 2.68
3135G06H1	FNMA Note 0.25% Due 11/27/2023	185,000.00	11/23/2020 0.29%	184,789.10 184,807.56	99.87 0.30%	184,763.20 123.33	0.54% (44.36)	Aaa / AA+ AAA	2.75 2.73
3137EAF A2	FHLMC Note 0.25% Due 12/4/2023	150,000.00	12/02/2020 0.28%	149,851.50 149,863.30	99.81 0.32%	149,709.90 90.63	0.44% (153.40)	Aaa / AA+ AAA	2.76 2.75
3133EMRZ7	FFCB Note 0.25% Due 2/26/2024	170,000.00	02/22/2021 0.26%	169,938.80 169,938.97	99.72 0.35%	169,516.52 5.90	0.50% (422.45)	Aaa / AA+ AAA	2.99 2.98
<b>Total Agency</b>		<b>3,585,000.00</b>	<b>0.29%</b>	<b>3,590,890.30</b> <b>3,588,822.53</b>	<b>0.22%</b>	<b>3,592,892.78</b> <b>3,207.41</b>	<b>10.51%</b> <b>4,070.25</b>	<b>Aaa / AA+</b> <b>AAA</b>	<b>2.19</b> <b>2.18</b>
<b>CASH</b>									
90CHECK\$1	Checking Deposit Bank Account	1,706,187.87	Various 0.00%	1,706,187.87 1,706,187.87	1.00 0.00%	1,706,187.87 0.00	4.99% 0.00	NR / NR NR	0.00 0.00
<b>Total Cash</b>		<b>1,706,187.87</b>	<b>N/A</b>	<b>1,706,187.87</b>	<b>0.00%</b>	<b>1,706,187.87</b> <b>0.00</b>	<b>4.99%</b> <b>0.00</b>	<b>NR / NR</b> <b>NR</b>	<b>0.00</b> <b>0.00</b>
<b>CORPORATE</b>									
594918BP8	Microsoft Callable Note Cont 7/8/2021 1.55% Due 8/8/2021	1,000,000.00	01/23/2017 2.15%	974,210.00 997,511.22	100.52 0.12%	1,005,177.00 990.28	2.94% 7,665.78	Aaa / AAA AA+	0.44 0.36
525ESC6J3	Lehman Brothers Escrow CUSIP- Defaulted 0.001% Due 11/10/2021	500,000.00	01/16/2008 68.22%	261,291.66 90,000.00	1.02 4746.51%	5,100.00 0.00	0.01% (84,900.00)	NR / NR NR	0.70 0.03
525ESCIB7	Lehman Brothers Note-Defaulted Due 1/24/2022	3,000,000.00	01/25/2008 0.00%	1,661,403.93 1,661,403.93	1.02 0.00%	30,600.00 0.00	0.09% (1,630,803.93)	NR / NR NR	0.90 0.00



CUSIP	Security Description	Par Value/Units	Purchase Date Book Yield	Cost Value Book Value	Mkt Price Mkt YTM	Market Value Accrued Int.	% of Port. Gain/Loss	Moody/S&P Fitch	Maturity Duration
<b>CORPORATE</b>									
525ESCAJ8	Lehman Brothers ESCROW CUSIP - Defaulted 0.01% Due 1/27/2022	945,000.00	01/08/2008 0.00%	498,859.29 498,859.29	1.02 0.00%	9,639.00 0.00	0.03% (489,220.29)	NR / NR NR	0.91 0.00
46625HJH4	JP Morgan Chase Note 3.2% Due 1/25/2023	200,000.00	06/26/2020 0.74%	212,482.00 209,238.54	105.44 0.34%	210,886.40 640.00	0.62% 1,647.86	A2 / A- AA-	1.91 1.86
037833BU3	Apple Inc Callable Note Cont 12/23/2022 2.85% Due 2/23/2023	250,000.00	06/02/2020 0.46%	265,165.00 260,771.71	104.60 0.32%	261,488.75 158.33	0.76% 717.04	Aa1 / AA+ NR	1.99 1.78
69371RQ82	Paccar Financial Corp Note 0.8% Due 6/8/2023	150,000.00	06/01/2020 0.85%	149,791.50 149,842.15	100.88 0.41%	151,313.25 276.67	0.44% 1,471.10	A1 / A+ NR	2.27 2.25
06406FAD5	Bank of NY Mellon Corp Callable Note Cont 6/16/2023 2.2% Due 8/16/2023	150,000.00	06/26/2020 0.62%	156,934.50 155,369.27	104.28 0.33%	156,419.70 137.50	0.46% 1,050.43	A1 / A AA-	2.46 2.25
91159HHX1	US Bancorp Callable Note Cont 6/28/2024 2.4% Due 7/30/2024	200,000.00	02/05/2021 0.47%	212,966.00 212,756.02	106.03 0.57%	212,057.60 413.33	0.62% (698.42)	A1 / A+ A+	3.42 3.21
78015K7C2	Royal Bank of Canada Note 2.25% Due 11/1/2024	150,000.00	02/05/2021 0.53%	159,499.50 159,359.90	105.39 0.76%	158,082.30 1,125.00	0.47% (1,277.60)	A2 / A AA	3.68 3.51
<b>Total Corporate</b>		<b>6,545,000.00</b>	<b>2.04%</b>	<b>4,552,603.38</b> <b>4,395,112.03</b>	<b>11.27%</b>	<b>2,200,764.00</b> <b>3,741.11</b>	<b>6.44%</b> <b>(2,194,348.03)</b>	<b>Aa2 / AA</b> <b>AA</b>	<b>1.56</b> <b>1.43</b>
<b>LAIF</b>									
90LAIF\$00	Local Agency Investment Fund State Pool	21,996,976.99	Various 0.39%	21,996,976.99 21,996,976.99	1.00 0.39%	21,996,976.99 17,757.24	64.34% 0.00	NR / NR NR	0.00 0.00
<b>Total LAIF</b>		<b>21,996,976.99</b>	<b>0.39%</b>	<b>21,996,976.99</b> <b>21,996,976.99</b>	<b>0.39%</b>	<b>21,996,976.99</b> <b>17,757.24</b>	<b>64.34%</b> <b>0.00</b>	<b>NR / NR</b> <b>NR</b>	<b>0.00</b> <b>0.00</b>
<b>MONEY MARKET FUND FI</b>									
31846V203	First American Govt Obligation Fund Class Y	214,044.08	Various 0.01%	214,044.08 214,044.08	1.00 0.01%	214,044.08 0.00	0.63% 0.00	Aaa / AAA AAA	0.00 0.00
<b>Total Money Market Fund FI</b>		<b>214,044.08</b>	<b>0.01%</b>	<b>214,044.08</b> <b>214,044.08</b>	<b>0.01%</b>	<b>214,044.08</b> <b>0.00</b>	<b>0.63%</b> <b>0.00</b>	<b>Aaa / AAA</b> <b>AAA</b>	<b>0.00</b> <b>0.00</b>



CUSIP	Security Description	Par Value/Units	Purchase Date Book Yield	Cost Value Book Value	Mkt Price Mkt YTM	Market Value Accrued Int.	% of Port. Gain/Loss	Moody/S&P Fitch	Maturity Duration
<b>NEGOTIABLE CD</b>									
61690UFH8	Morgan Stanley Bank NA Negotiable CD 2.6% Due 3/22/2021	250,000.00	03/12/2019 2.57%	250,000.00 250,000.00	100.13 0.43%	250,325.83 2,867.12	0.74% 325.83	NR / NR NR	0.06 0.06
949763EM4	Wells Fargo Bank NA Negotiable CD 2.25% Due 2/1/2022	250,000.00	01/23/2017 2.25%	250,000.00 250,000.00	102.03 0.05%	255,086.25 431.51	0.75% 5,086.25	NR / NR NR	0.93 0.92
2546722U1	Discover Bank Negotiable CD 2.25% Due 2/1/2022	250,000.00	01/30/2017 2.25%	250,000.00 250,000.00	102.05 0.03%	255,131.50 431.51	0.75% 5,131.50	NR / NR NR	0.93 0.92
02007GJD6	Ally Bank Negotiable CD 2.7% Due 3/21/2022	250,000.00	03/12/2019 2.70%	250,000.00 250,000.00	102.81 0.04%	257,028.25 2,977.40	0.76% 7,028.25	NR / NR NR	1.06 1.04
17312Q3P2	Citibank NA Negotiable CD 2.7% Due 3/21/2022	250,000.00	03/12/2019 2.68%	250,000.00 250,000.00	102.81 0.04%	257,028.25 2,995.89	0.76% 7,028.25	NR / NR NR	1.06 1.04
7954502A2	Sallie Mae Bank Note 2.75% Due 3/21/2022	250,000.00	03/14/2019 2.73%	250,000.00 250,000.00	102.86 0.04%	257,161.25 3,051.37	0.76% 7,161.25	NR / NR NR	1.06 1.04
1404202W9	Capital One Bank USA NA Negotiable CD 2.4% Due 5/17/2022	250,000.00	05/09/2017 2.40%	250,000.00 250,000.00	102.84 0.06%	257,109.00 1,709.59	0.76% 7,109.00	NR / NR NR	1.21 1.20
<b>Total Negotiable CD</b>		<b>1,750,000.00</b>	<b>2.51%</b>	<b>1,750,000.00</b>	<b>0.10%</b>	<b>1,788,870.33</b> <b>14,464.39</b>	<b>5.27%</b> <b>38,870.33</b>	<b>NR / NR</b> <b>NR</b>	<b>0.90</b> <b>0.89</b>
<b>SUPRANATIONAL</b>									
459058JM6	Intl. Bank Recon & Development Note 0.25% Due 11/24/2023	105,000.00	11/17/2020 0.32%	104,774.25 104,794.25	99.68 0.37%	104,668.20 70.73	0.31% (126.05)	Aaa / AAA AAA	2.74 2.72
459058GQ0	Intl. Bank Recon & Development Note 2.5% Due 3/19/2024	125,000.00	01/26/2021 0.26%	133,742.50 133,498.38	106.29 0.43%	132,864.63 1,406.25	0.39% (633.75)	Aaa / AAA AAA	3.05 2.93
<b>Total Supranational</b>		<b>230,000.00</b>	<b>0.29%</b>	<b>238,516.75</b> <b>238,292.63</b>	<b>0.40%</b>	<b>237,532.83</b> <b>1,476.98</b>	<b>0.70%</b> <b>(759.80)</b>	<b>Aaa / AAA</b> <b>AAA</b>	<b>2.92</b> <b>2.84</b>
<b>US TREASURY</b>									
912828T67	US Treasury Note 1.25% Due 10/31/2021	250,000.00	06/03/2020 0.21%	253,662.11 251,738.43	100.79 0.07%	251,972.75 1,044.54	0.74% 234.32	Aaa / AA+ AAA	0.67 0.67
912828L24	US Treasury Note 1.875% Due 8/31/2022	250,000.00	06/05/2020 0.24%	259,101.56 256,127.34	102.59 0.15%	256,474.50 12.74	0.75% 347.16	Aaa / AA+ AAA	1.50 1.49
912828YK0	US Treasury Note 1.375% Due 10/15/2022	250,000.00	06/03/2020 0.22%	256,777.34 254,656.97	101.98 0.16%	254,951.25 1,293.78	0.75% 294.28	Aaa / AA+ AAA	1.63 1.60



CUSIP	Security Description	Par Value/Units	Purchase Date Book Yield	Cost Value Book Value	Mkt Price Mkt YTM	Market Value Accrued Int.	% of Port. Gain/Loss	Moody/S&P Fitch	Maturity Duration
<b>US TREASURY</b>									
912828ZD5	US Treasury Note 0.5% Due 3/15/2023	250,000.00	11/09/2020 0.19%	251,787.11 251,555.10	100.68 0.17%	251,689.50 576.66	0.74% 134.40	Aaa / AA+ AAA	2.04 2.03
91282CAP6	US Treasury Note 0.125% Due 10/15/2023	250,000.00	11/12/2020 0.23%	249,238.28 249,315.45	99.66 0.25%	249,160.25 117.62	0.73% (155.20)	Aaa / AA+ AAA	2.63 2.62
91282CBA8	US Treasury Note 0.125% Due 12/15/2023	250,000.00	01/06/2021 0.20%	249,472.66 249,498.73	99.55 0.29%	248,886.75 65.25	0.73% (611.98)	Aaa / AA+ AAA	2.79 2.79
91282CBE0	US Treasury Note 0.125% Due 1/15/2024	250,000.00	01/12/2021 0.24%	249,111.33 249,147.85	99.50 0.30%	248,750.00 38.85	0.73% (397.85)	Aaa / AA+ AAA	2.88 2.87
91282CBM2	US Treasury Note 0.125% Due 2/15/2024	200,000.00	02/23/2021 0.22%	199,429.69 199,432.32	99.45 0.31%	198,906.20 9.67	0.58% (526.12)	Aaa / AA+ AAA	2.96 2.95
912828YE4	US Treasury Note 1.25% Due 8/31/2024	250,000.00	01/08/2021 0.30%	258,554.69 258,239.04	102.80 0.44%	257,002.00 8.49	0.75% (1,237.04)	Aaa / AA+ AAA	3.51 3.43
<b>Total US Treasury</b>		<b>2,200,000.00</b>	<b>0.23%</b>	<b>2,227,134.77</b> <b>2,219,711.23</b>	<b>0.23%</b>	<b>2,217,793.20</b> <b>3,167.60</b>	<b>6.49%</b> <b>(1,918.03)</b>	<b>Aaa / AA+</b> <b>AAA</b>	<b>2.27</b> <b>2.25</b>
<b>TOTAL PORTFOLIO</b>		<b>38,447,208.94</b>	<b>0.65%</b>	<b>36,496,322.65</b> <b>36,329,117.75</b>	<b>1.03%</b>	<b>34,174,972.89</b> <b>43,846.94</b>	<b>100.00%</b> <b>(2,154,144.86)</b>	<b>Aa1 / AA+</b> <b>AAA</b>	<b>0.57</b> <b>0.55</b>
<b>TOTAL MARKET VALUE PLUS ACCRUED</b>						<b>34,218,819.83</b>			





Transaction Type	Settlement Date	CUSIP	Quantity	Security Description	Price	Acq/Disp Yield	Amount	Interest Pur/Sold	Total Amount	Gain/Loss
<b>ACQUISITIONS</b>										
Purchase	02/01/2021	31846V203	3,313.36	First American Govt Obligation Fund Class Y	1.000	0.01%	3,313.36	0.00	3,313.36	0.00
Purchase	02/01/2021	31846V203	2.18	First American Govt Obligation Fund Class Y	1.000	0.01%	2.18	0.00	2.18	0.00
Purchase	02/08/2021	31846V203	7,750.00	First American Govt Obligation Fund Class Y	1.000	0.01%	7,750.00	0.00	7,750.00	0.00
Purchase	02/08/2021	89240BAC2	95,000.00	Toyota Auto Receivables Owners 2021-A A3 0.26% Due 5/15/2025	99.981	0.27%	94,982.37	0.00	94,982.37	0.00
Purchase	02/09/2021	78015K7C2	150,000.00	Royal Bank of Canada Note 2.25% Due 11/1/2024	106.333	0.53%	159,499.50	918.75	160,418.25	0.00
Purchase	02/09/2021	91159HHX1	200,000.00	US Bancorp Callable Note Cont 6/28/2024 2.4% Due 7/30/2024	106.483	0.52%	212,966.00	120.00	213,086.00	0.00
Purchase	02/14/2021	31846V203	250.00	First American Govt Obligation Fund Class Y	1.000	0.01%	250.00	0.00	250.00	0.00
Purchase	02/16/2021	31846V203	1,650.00	First American Govt Obligation Fund Class Y	1.000	0.01%	1,650.00	0.00	1,650.00	0.00
Purchase	02/16/2021	31846V203	12.75	First American Govt Obligation Fund Class Y	1.000	0.01%	12.75	0.00	12.75	0.00
Purchase	02/16/2021	31846V203	13.13	First American Govt Obligation Fund Class Y	1.000	0.01%	13.13	0.00	13.13	0.00
Purchase	02/23/2021	31846V203	3,562.50	First American Govt Obligation Fund Class Y	1.000	0.01%	3,562.50	0.00	3,562.50	0.00
Purchase	02/24/2021	31846V203	241.46	First American Govt Obligation Fund Class Y	1.000	0.01%	241.46	0.00	241.46	0.00
Purchase	02/24/2021	43813GAC5	50,000.00	Honda Auto Receivables Trust 2021-1 A3 0.27% Due 4/21/2025	99.998	0.27%	49,999.09	0.00	49,999.09	0.00
Purchase	02/24/2021	91282CBM2	200,000.00	US Treasury Note 0.125% Due 2/15/2024	99.715	0.22%	199,429.69	6.22	199,435.91	0.00
Purchase	02/26/2021	3133EMRZ7	170,000.00	FFCB Note 0.25% Due 2/26/2024	99.964	0.26%	169,938.80	0.00	169,938.80	0.00



Transaction Type	Settlement Date	CUSIP	Quantity	Security Description	Price	Acq/Disp Yield	Amount	Interest Pur/Sold	Total Amount	Gain/Loss
<b>ACQUISITIONS</b>										
Purchase	02/28/2021	31846V203	3,906.25	First American Govt Obligation Fund Class Y	1.000	0.01%	3,906.25	0.00	3,906.25	0.00
<b>Subtotal</b>			<b>885,701.63</b>				<b>907,517.08</b>	<b>1,044.97</b>	<b>908,562.05</b>	<b>0.00</b>
Security Contribution	02/28/2021	90CHECK\$1	2,074,638.92	Checking Deposit Bank Account	1.000		2,074,638.92	0.00	2,074,638.92	0.00
<b>Subtotal</b>			<b>2,074,638.92</b>				<b>2,074,638.92</b>	<b>0.00</b>	<b>2,074,638.92</b>	<b>0.00</b>
<b>TOTAL ACQUISITIONS</b>			<b>2,960,340.55</b>				<b>2,982,156.00</b>	<b>1,044.97</b>	<b>2,983,200.97</b>	<b>0.00</b>
<b>DISPOSITIONS</b>										
Sale	02/08/2021	31846V203	94,982.37	First American Govt Obligation Fund Class Y	1.000	0.01%	94,982.37	0.00	94,982.37	0.00
Sale	02/09/2021	31846V203	373,504.25	First American Govt Obligation Fund Class Y	1.000	0.01%	373,504.25	0.00	373,504.25	0.00
Sale	02/24/2021	31846V203	49,999.09	First American Govt Obligation Fund Class Y	1.000	0.01%	49,999.09	0.00	49,999.09	0.00
Sale	02/24/2021	31846V203	199,435.91	First American Govt Obligation Fund Class Y	1.000	0.01%	199,435.91	0.00	199,435.91	0.00
Sale	02/26/2021	31846V203	169,938.80	First American Govt Obligation Fund Class Y	1.000	0.01%	169,938.80	0.00	169,938.80	0.00
<b>Subtotal</b>			<b>887,860.42</b>				<b>887,860.42</b>	<b>0.00</b>	<b>887,860.42</b>	<b>0.00</b>
Paydown	02/16/2021	47787NAC3	0.00	John Deere Owner Trust 2020-B A3 0.51% Due 11/15/2024	100.000		0.00	12.75	12.75	0.00
Paydown	02/16/2021	89236XAC0	0.00	Toyota Auto Receivables 2020-D A3 0.35% Due 1/15/2025	100.000		0.00	13.13	13.13	0.00
<b>Subtotal</b>			<b>0.00</b>				<b>0.00</b>	<b>25.88</b>	<b>25.88</b>	<b>0.00</b>
Security Withdrawal	02/12/2021	90LAIF\$00	1,000,000.00	Local Agency Investment Fund State Pool	1.000		1,000,000.00	0.00	1,000,000.00	0.00
Security Withdrawal	02/23/2021	31846V203	416.67	First American Govt Obligation Fund Class Y	1.000		416.67	0.00	416.67	0.00



Transaction Type	Settlement Date	CUSIP	Quantity	Security Description	Price	Acq/Disp Yield	Amount	Interest Pur/Sold	Total Amount	Gain/Loss
<b>DISPOSITIONS</b>										
Security Withdrawal	02/25/2021	90LAIF\$00	900,000.00	Local Agency Investment Fund State Pool	1.000		900,000.00	0.00	900,000.00	0.00
Security Withdrawal	02/28/2021	90CHECK\$1	2,932,262.77	Checking Deposit Bank Account	1.000		2,932,262.77	0.00	2,932,262.77	0.00
<b>Subtotal</b>			<b>4,832,679.44</b>				<b>4,832,679.44</b>	<b>0.00</b>	<b>4,832,679.44</b>	<b>0.00</b>
<b>TOTAL DISPOSITIONS</b>			<b>5,720,539.86</b>				<b>5,720,539.86</b>	<b>25.88</b>	<b>5,720,565.74</b>	<b>0.00</b>
<b>OTHER TRANSACTIONS</b>										
Interest	02/01/2021	2546722U1	250,000.00	Discover Bank Negotiable CD 2.25% Due 2/1/2022	0.000		2,835.62	0.00	2,835.62	0.00
Interest	02/01/2021	949763EM4	250,000.00	Wells Fargo Bank NA Negotiable CD 2.25% Due 2/1/2022	0.000		477.74	0.00	477.74	0.00
Interest	02/08/2021	594918BP8	1,000,000.00	Microsoft Callable Note Cont 7/8/2021 1.55% Due 8/8/2021	0.000		7,750.00	0.00	7,750.00	0.00
Interest	02/14/2021	3133EL3V4	250,000.00	FFCB Note 0.2% Due 8/14/2023	0.000		250.00	0.00	250.00	0.00
Interest	02/16/2021	06406FAD5	150,000.00	Bank of NY Mellon Corp Callable Note Cont 6/16/2023 2.2% Due 8/16/2023	0.000		1,650.00	0.00	1,650.00	0.00
Interest	02/23/2021	037833BU3	250,000.00	Apple Inc Callable Note Cont 12/23/2022 2.85% Due 2/23/2023	0.000		3,562.50	0.00	3,562.50	0.00
Interest	02/24/2021	3137EAEV7	190,000.00	FHLMC Note 0.25% Due 8/24/2023	0.000		241.46	0.00	241.46	0.00
Interest	02/28/2021	912828L24	250,000.00	US Treasury Note 1.875% Due 8/31/2022	0.000		2,343.75	0.00	2,343.75	0.00
Interest	02/28/2021	912828YE4	250,000.00	US Treasury Note 1.25% Due 8/31/2024	0.000		1,562.50	0.00	1,562.50	0.00
<b>Subtotal</b>			<b>2,840,000.00</b>				<b>20,673.57</b>	<b>0.00</b>	<b>20,673.57</b>	<b>0.00</b>



Transaction Type	Settlement Date	CUSIP	Quantity	Security Description	Price	Acq/Disp Yield	Amount	Interest Pur/Sold	Total Amount	Gain/Loss
<b>OTHER TRANSACTIONS</b>										
Dividend	02/01/2021	31846V203	5,889,435.56	First American Govt Obligation Fund Class Y	0.000		2.18	0.00	2.18	0.00
<b>Subtotal</b>			<b>5,889,435.56</b>				<b>2.18</b>	<b>0.00</b>	<b>2.18</b>	<b>0.00</b>
<b>TOTAL OTHER TRANSACTIONS</b>			<b>8,729,435.56</b>				<b>20,675.75</b>	<b>0.00</b>	<b>20,675.75</b>	<b>0.00</b>



CUSIP	Security Description	Trade Date Settle Date Units	Book Value: Begin Book Value: Acq Book Value: Disp Book Value: End	Prior Accrued Inc. Received Ending Accrued Total Interest	Accr. Of Discount Amort. Of Premium Net Accret/Amort Income Earned	Total Income
<b>FIXED INCOME</b>						
037833BU3	Apple Inc Callable Note Cont 12/23/2022 2.85% Due 02/23/2023	06/02/2020 06/04/2020 250,000.00	261,227.31 0.00 0.00 260,771.71	3,127.08 3,562.50 158.33 593.75	0.00 455.60 (455.60) 138.15	138.15
06406FAD5	Bank of NY Mellon Corp Callable Note Cont 6/16/2023 2.2% Due 08/16/2023	06/26/2020 06/30/2020 150,000.00	155,548.88 0.00 0.00 155,369.27	1,512.50 1,650.00 137.50 275.00	0.00 179.61 (179.61) 95.39	95.39
313381BR5	FHLB Note 1.875% Due 12/09/2022	06/29/2020 06/30/2020 250,000.00	257,483.74 0.00 0.00 257,173.77	677.08 0.00 1,067.71 390.63	0.00 309.97 (309.97) 80.66	80.66
3133EL3V4	FFCB Note 0.2% Due 08/14/2023	08/12/2020 08/14/2020 250,000.00	249,559.10 0.00 0.00 249,572.46	231.94 250.00 23.61 41.67	13.36 0.00 13.36 55.03	55.03
3133ELE75	FFCB Note 0.25% Due 06/02/2022	06/02/2020 06/03/2020 250,000.00	249,998.33 0.00 0.00 249,998.43	102.43 0.00 154.51 52.08	0.10 0.00 0.10 52.18	52.18
3133ELWD2	FFCB Note 0.375% Due 04/08/2022	06/03/2020 06/04/2020 250,000.00	250,310.60 0.00 0.00 250,290.42	294.27 0.00 372.40 78.13	0.00 20.18 (20.18) 57.95	57.95
3133EMBS0	FFCB Note 0.2% Due 10/02/2023	10/05/2020 10/06/2020 250,000.00	249,612.05 0.00 0.00 249,623.21	165.28 0.00 206.94 41.66	11.16 0.00 11.16 52.82	52.82
3133EMRZ7	FFCB Note 0.25% Due 02/26/2024	02/22/2021 02/26/2021 170,000.00	0.00 169,938.80 0.00 169,938.97	0.00 0.00 5.90 5.90	0.17 0.00 0.17 6.07	6.07
3134GVJ66	FHLMC Note 0.25% Due 06/08/2022	06/04/2020 06/08/2020 250,000.00	249,898.90 0.00 0.00 249,904.66	92.01 0.00 144.10 52.09	5.76 0.00 5.76 57.85	57.85



CUSIP	Security Description	Trade Date Settle Date Units	Book Value: Begin Book Value: Acq Book Value: Disp Book Value: End	Prior Accrued Inc. Received Ending Accrued Total Interest	Accr. Of Discount Amort. Of Premium Net Accret/Amort Income Earned	Total Income
3135G04Q3	FNMA Note 0.25% Due 05/22/2023	05/20/2020 05/22/2020 240,000.00	239,445.83 0.00 0.00 239,464.30	115.00 0.00 165.00 50.00	18.47 0.00 18.47 68.47	68.47
3135G05G4	FNMA Note 0.25% Due 07/10/2023	07/08/2020 07/10/2020 205,000.00	204,642.17 0.00 0.00 204,653.44	29.90 0.00 72.60 42.70	11.27 0.00 11.27 53.97	53.97
3135G06H1	FNMA Note 0.25% Due 11/27/2023	11/23/2020 11/25/2020 185,000.00	184,802.17 0.00 0.00 184,807.56	84.79 0.00 123.33 38.54	5.39 0.00 5.39 43.93	43.93
3137EAER6	FHLMC Note 0.375% Due 05/05/2023	05/05/2020 05/07/2020 220,000.00	219,930.43 0.00 0.00 219,932.79	197.08 0.00 265.83 68.75	2.36 0.00 2.36 71.11	71.11
3137EAES4	FHLMC Note 0.25% Due 06/26/2023	06/24/2020 06/26/2020 220,000.00	219,486.67 0.00 0.00 219,503.09	53.47 0.00 99.31 45.84	16.42 0.00 16.42 62.26	62.26
3137EAEV7	FHLMC Note 0.25% Due 08/24/2023	08/19/2020 08/21/2020 190,000.00	189,835.15 0.00 0.00 189,840.09	211.11 241.46 9.24 39.59	4.94 0.00 4.94 44.53	44.53
3137EAEW5	FHLMC Note 0.25% Due 09/08/2023	09/02/2020 09/04/2020 130,000.00	129,962.96 0.00 0.00 129,964.05	132.71 0.00 159.79 27.08	1.09 0.00 1.09 28.17	28.17
3137EAEY1	FHLMC Note 0.125% Due 10/16/2023	10/14/2020 10/16/2020 165,000.00	164,445.25 0.00 0.00 164,460.99	60.16 0.00 77.34 17.18	15.74 0.00 15.74 32.92	32.92
3137EAEZ8	FHLMC Note 0.25% Due 11/06/2023	11/03/2020 11/05/2020 210,000.00	209,826.18 0.00 0.00 209,831.00	125.42 0.00 169.17 43.75	4.82 0.00 4.82 48.57	48.57



CUSIP	Security Description	Trade Date Settle Date Units	Book Value: Begin Book Value: Acq Book Value: Disp Book Value: End	Prior Accrued Inc. Received Ending Accrued Total Interest	Accr. Of Discount Amort. Of Premium Net Accret/Amort Income Earned	Total Income
3137EAF2	FHLMC Note 0.25% Due 12/04/2023	12/02/2020 12/04/2020 150,000.00	149,859.50 0.00 0.00 149,863.30	59.38 0.00 90.63 31.25	3.80 0.00 3.80 35.05	35.05
43813GAC5	Honda Auto Receivables Trust 2021-1 A3 0.27% Due 04/21/2025	02/17/2021 02/24/2021 50,000.00	0.00 49,999.09 0.00 49,999.09	0.00 0.00 2.63 2.63	0.00 0.00 0.00 2.63	2.63
459058GQ0	Intl. Bank Recon & Development Note 2.5% Due 03/19/2024	01/26/2021 01/28/2021 125,000.00	133,711.99 0.00 0.00 133,498.38	1,145.83 0.00 1,406.25 260.42	0.00 213.61 (213.61) 46.81	46.81
459058JM6	Intl. Bank Recon & Development Note 0.25% Due 11/24/2023	11/17/2020 11/24/2020 105,000.00	104,788.48 0.00 0.00 104,794.25	48.85 0.00 70.73 21.88	5.77 0.00 5.77 27.65	27.65
46625HJH4	JP Morgan Chase Note 3.2% Due 01/25/2023	06/26/2020 06/30/2020 200,000.00	209,610.74 0.00 0.00 209,238.54	106.67 0.00 640.00 533.33	0.00 372.20 (372.20) 161.13	161.13
47787NAC3	John Deere Owner Trust 2020-B A3 0.51% Due 11/15/2024	07/14/2020 07/22/2020 30,000.00	29,996.13 0.00 0.00 29,996.23	6.80 12.75 6.80 12.75	0.10 0.00 0.10 12.85	12.85
525ESC6J3	Lehman Brothers Escrow CUSIP- Defaulted 0.001% Due 11/10/2021	01/16/2008 01/16/2008 500,000.00	90,000.00 0.00 0.00 90,000.00	0.00 0.00 0.00 0.00	0.00 0.00 0.00 0.00	0.00
525ESCAJ8	Lehman Brothers ESCROW CUSIP - Defaulted 0.01% Due 01/27/2022	01/08/2008 01/08/2008 945,000.00	498,859.29 0.00 0.00 498,859.29	0.00 0.00 0.00 0.00	0.00 0.00 0.00 0.00	0.00
525ESCIB7	Lehman Brothers Note-Defaulted Due 01/24/2022	01/25/2008 01/25/2008 3,000,000.00	1,661,403.93 0.00 0.00 1,661,403.93	0.00 0.00 0.00 0.00	0.00 0.00 0.00 0.00	0.00



CUSIP	Security Description	Trade Date Settle Date Units	Book Value: Begin Book Value: Acq Book Value: Disp Book Value: End	Prior Accrued Inc. Received Ending Accrued Total Interest	Accr. Of Discount Amort. Of Premium Net Accret/Amort Income Earned	Total Income
594918BP8	Microsoft Callable Note Cont 7/8/2021 1.55% Due 08/08/2021	01/23/2017 01/23/2017 1,000,000.00	997,075.68 0.00 0.00 997,511.22	7,448.61 7,750.00 990.28 1,291.67	435.54 0.00 435.54 1,727.21	1,727.21
69371RQ82	Paccar Financial Corp Note 0.8% Due 06/08/2023	06/01/2020 06/08/2020 150,000.00	149,836.82 0.00 0.00 149,842.15	176.67 0.00 276.67 100.00	5.33 0.00 5.33 105.33	105.33
78015K7C2	Royal Bank of Canada Note 2.25% Due 11/01/2024	02/05/2021 02/09/2021 150,000.00	0.00 159,499.50 0.00 159,359.90	0.00 (918.75) 1,125.00 206.25	0.00 139.60 (139.60) 66.65	66.65
89236XAC0	Toyota Auto Receivables 2020-D A3 0.35% Due 01/15/2025	10/06/2020 10/13/2020 45,000.00	44,992.22 0.00 0.00 44,992.37	7.00 13.13 7.00 13.13	0.15 0.00 0.15 13.28	13.28
89240BAC2	Toyota Auto Receivables Owners 2021-A A3 0.26% Due 05/15/2025	02/02/2021 02/08/2021 95,000.00	0.00 94,982.37 0.00 94,982.70	0.00 0.00 15.78 15.78	0.33 0.00 0.33 16.11	16.11
91159HHX1	US Bancorp Callable Note Cont 6/28/2024 2.4% Due 07/30/2024	02/05/2021 02/09/2021 200,000.00	0.00 212,966.00 0.00 212,756.02	0.00 (120.00) 413.33 293.33	0.00 209.98 (209.98) 83.35	83.35
912828L24	US Treasury Note 1.875% Due 08/31/2022	06/05/2020 06/08/2020 250,000.00	256,440.42 0.00 0.00 256,127.34	1,994.13 2,343.75 12.74 362.36	0.00 313.08 (313.08) 49.28	49.28
912828T67	US Treasury Note 1.25% Due 10/31/2021	06/03/2020 06/04/2020 250,000.00	251,937.93 0.00 0.00 251,738.43	802.83 0.00 1,044.54 241.71	0.00 199.50 (199.50) 42.21	42.21
912828YE4	US Treasury Note 1.25% Due 08/31/2024	01/08/2021 01/11/2021 250,000.00	258,419.41 0.00 0.00 258,239.04	1,329.42 1,562.50 8.49 241.57	0.00 180.37 (180.37) 61.20	61.20





CUSIP	Security Description	Trade Date Settle Date Units	Book Value: Begin Book Value: Acq Book Value: Disp Book Value: End	Prior Accrued Inc. Received Ending Accrued Total Interest	Accr. Of Discount Amort. Of Premium Net Accret/Amort Income Earned	Total Income
912828YK0	US Treasury Note 1.375% Due 10/15/2022	06/03/2020 06/04/2020 250,000.00	254,876.86 0.00 0.00 254,656.97	1,029.36 0.00 1,293.78 264.42	0.00 219.89 (219.89) 44.53	44.53
912828ZD5	US Treasury Note 0.5% Due 03/15/2023	11/09/2020 11/10/2020 250,000.00	251,613.62 0.00 0.00 251,555.10	479.97 0.00 576.66 96.69	0.00 58.52 (58.52) 38.17	38.17
91282CAP6	US Treasury Note 0.125% Due 10/15/2023	11/12/2020 11/13/2020 250,000.00	249,295.44 0.00 0.00 249,315.45	93.58 0.00 117.62 24.04	20.01 0.00 20.01 44.05	44.05
91282CBA8	US Treasury Note 0.125% Due 12/15/2023	01/06/2021 01/07/2021 250,000.00	249,484.96 0.00 0.00 249,498.73	41.21 0.00 65.25 24.04	13.77 0.00 13.77 37.81	37.81
91282CBE0	US Treasury Note 0.125% Due 01/15/2024	01/12/2021 01/15/2021 250,000.00	249,125.13 0.00 0.00 249,147.85	14.68 0.00 38.85 24.17	22.72 0.00 22.72 46.89	46.89
91282CBM2	US Treasury Note 0.125% Due 02/15/2024	02/23/2021 02/24/2021 200,000.00	0.00 199,429.69 0.00 199,432.32	0.00 (6.22) 9.67 3.45	2.63 0.00 2.63 6.08	6.08
			<b>9,777,344.27</b>	<b>21,997.22</b>	<b>621.20</b>	
			<b>886,815.45</b>	<b>16,341.12</b>	<b>2,872.11</b>	
			<b>0.00</b>	<b>11,625.31</b>	<b>(2,250.91)</b>	
<b>Total Fixed Income</b>		<b>12,780,000.00</b>	<b>10,661,908.81</b>	<b>5,969.21</b>	<b>3,718.30</b>	<b>3,718.30</b>
<b>CASH &amp; EQUIVALENT</b>						
02007GJD6	Ally Bank Negotiable CD 2.7% Due 03/21/2022	03/12/2019 03/12/2019 250,000.00	250,000.00 0.00 0.00 250,000.00	2,459.59 0.00 2,977.40 517.81	0.00 0.00 0.00 517.81	517.81



CUSIP	Security Description	Trade Date Settle Date Units	Book Value: Begin Book Value: Acq Book Value: Disp Book Value: End	Prior Accrued Inc. Received Ending Accrued Total Interest	Accr. Of Discount Amort. Of Premium Net Accret/Amort Income Earned	Total Income
1404202W9	Capital One Bank USA NA Negotiable CD 2.4% Due 05/17/2022	05/09/2017 05/09/2017 250,000.00	250,000.00 0.00 0.00 250,000.00	1,249.32 0.00 1,709.59 460.27	0.00 0.00 0.00 460.27	460.27
17312Q3P2	Citibank NA Negotiable CD 2.7% Due 03/21/2022	03/12/2019 03/12/2019 250,000.00	250,000.00 0.00 0.00 250,000.00	2,478.08 0.00 2,995.89 517.81	0.00 0.00 0.00 517.81	517.81
2546722U1	Discover Bank Negotiable CD 2.25% Due 02/01/2022	01/30/2017 01/30/2017 250,000.00	250,000.00 0.00 0.00 250,000.00	2,835.62 2,835.62 431.51 431.51	0.00 0.00 0.00 431.51	431.51
31846V203	First American Govt Obligation Fund Class Y	Various Various 214,044.08	1,081,619.54 20,701.63 888,277.09 214,044.08	0.00 2.18 0.00 2.18	0.00 0.00 0.00 2.18	2.18
61690UFH8	Morgan Stanley Bank NA Negotiable CD 2.6% Due 03/22/2021	03/12/2019 03/12/2019 250,000.00	250,000.00 0.00 0.00 250,000.00	2,368.49 0.00 2,867.12 498.63	0.00 0.00 0.00 498.63	498.63
7954502A2	Sallie Mae Bank Note 2.75% Due 03/21/2022	03/14/2019 03/14/2019 250,000.00	250,000.00 0.00 0.00 250,000.00	2,523.97 0.00 3,051.37 527.40	0.00 0.00 0.00 527.40	527.40
90CHECK\$1	Checking Deposit Bank Account	Various Various 1,706,187.87	2,563,811.72 2,074,638.92 2,932,262.77 1,706,187.87	0.00 0.00 0.00 0.00	0.00 0.00 0.00 0.00	0.00
949763EM4	Wells Fargo Bank NA Negotiable CD 2.25% Due 02/01/2022	01/23/2017 01/23/2017 250,000.00	250,000.00 0.00 0.00 250,000.00	477.74 477.74 431.51 431.51	0.00 0.00 0.00 431.51	431.51
			<b>5,395,431.26</b>	<b>14,392.81</b>	<b>0.00</b>	
			<b>2,095,340.55</b>	<b>3,315.54</b>	<b>0.00</b>	
			<b>3,820,539.86</b>	<b>14,464.39</b>	<b>0.00</b>	
<b>Total Cash &amp; Equivalent</b>		<b>3,670,231.95</b>	<b>3,670,231.95</b>	<b>3,387.12</b>	<b>3,387.12</b>	<b>3,387.12</b>

**Income Earned**

As of February 28, 2021



CUSIP	Security Description	Trade Date Settle Date Units	Book Value: Begin Book Value: Acq Book Value: Disp Book Value: End	Prior Accrued Inc. Received Ending Accrued Total Interest	Accr. Of Discount Amort. Of Premium Net Accret/Amort Income Earned	Total Income
<b>LOCAL AGENCY INVESTMENT FUND</b>						
90LAIF\$00	Local Agency Investment Fund	Various	23,896,976.99	10,488.32	0.00	7,268.92
	State Pool	Various	0.00	0.00	0.00	
		21,996,976.99	1,900,000.00	17,757.24	0.00	
			21,996,976.99	7,268.92	7,268.92	
			<b>23,896,976.99</b>	<b>10,488.32</b>	<b>0.00</b>	
			<b>0.00</b>	<b>0.00</b>	<b>0.00</b>	
			<b>1,900,000.00</b>	<b>17,757.24</b>	<b>0.00</b>	
<b>Total Local Agency Investment Fund</b>		<b>21,996,976.99</b>	<b>21,996,976.99</b>	<b>7,268.92</b>	<b>7,268.92</b>	<b>7,268.92</b>
			<b>39,069,752.52</b>	<b>46,878.35</b>	<b>621.20</b>	
			<b>2,982,156.00</b>	<b>19,656.66</b>	<b>2,872.11</b>	
			<b>5,720,539.86</b>	<b>43,846.94</b>	<b>(2,250.91)</b>	
<b>TOTAL PORTFOLIO</b>		<b>38,447,208.94</b>	<b>36,329,117.75</b>	<b>16,625.25</b>	<b>14,374.34</b>	<b>14,374.34</b>



Payment Date	Transaction Type	CUSIP	Quantity	Security Description	Principal Amount	Income	Total Amount
03/01/2021	Interest	949763EM4	250,000.00	Wells Fargo Bank NA Negotiable CD 2.25% Due 2/1/2022	0.00	431.51	431.51
03/08/2021	Interest	3137EAEW5	130,000.00	FHLMC Note 0.25% Due 9/8/2023	0.00	166.11	166.11
03/15/2021	Interest	912828ZD5	250,000.00	US Treasury Note 0.5% Due 3/15/2023	0.00	625.00	625.00
03/15/2021	Paydown	47787NAC3	30,000.00	John Deere Owner Trust 2020-B A3 0.51% Due 11/15/2024	0.00	12.75	12.75
03/15/2021	Paydown	89240BAC2	95,000.00	Toyota Auto Receivables Owners 2021-A A3 0.26% Due 5/15/2025	0.00	25.39	25.39
03/15/2021	Paydown	89236XAC0	45,000.00	Toyota Auto Receivables 2020-D A3 0.35% Due 1/15/2025	1,024.43	13.13	1,037.56
03/19/2021	Interest	459058GQ0	125,000.00	Intl. Bank Recon & Development Note 2.5% Due 3/19/2024	0.00	1,562.50	1,562.50
03/20/2021	Interest	17312Q3P2	250,000.00	Citibank NA Negotiable CD 2.7% Due 3/21/2022	0.00	3,347.26	3,347.26
03/20/2021	Interest	7954502A2	250,000.00	Sallie Mae Bank Note 2.75% Due 3/21/2022	0.00	3,409.25	3,409.25
03/21/2021	Interest	61690UFH8	250,000.00	Morgan Stanley Bank NA Negotiable CD 2.6% Due 3/22/2021	0.00	3,223.29	3,223.29
03/21/2021	Interest	02007GJD6	250,000.00	Ally Bank Negotiable CD 2.7% Due 3/21/2022	0.00	3,347.26	3,347.26
03/21/2021	Paydown	43813GAC5	50,000.00	Honda Auto Receivables Trust 2021-1 A3 0.27% Due 4/21/2025	0.00	10.13	10.13
03/22/2021	Maturity	61690UFH8	250,000.00	Morgan Stanley Bank NA Negotiable CD 2.6% Due 3/22/2021	250,000.00	17.81	250,017.81
<b>MAR 2021</b>					<b>251,024.43</b>	<b>16,191.39</b>	<b>267,215.82</b>
04/01/2021	Interest	949763EM4	250,000.00	Wells Fargo Bank NA Negotiable CD 2.25% Due 2/1/2022	0.00	477.74	477.74
04/02/2021	Interest	3133EMBS0	250,000.00	FFCB Note 0.2% Due 10/2/2023	0.00	250.00	250.00
04/08/2021	Interest	3133ELWD2	250,000.00	FFCB Note 0.375% Due 4/8/2022	0.00	468.75	468.75



Payment Date	Transaction Type	CUSIP	Quantity	Security Description	Principal Amount	Income	Total Amount
04/15/2021	Dividend	90LAIF\$00	1,480,008,519.96	Local Agency Investment Fund State Pool	0.00	17,826.12	17,826.12
04/15/2021	Interest	91282CAP6	250,000.00	US Treasury Note 0.125% Due 10/15/2023	0.00	156.25	156.25
04/15/2021	Interest	912828YK0	250,000.00	US Treasury Note 1.375% Due 10/15/2022	0.00	1,718.75	1,718.75
04/15/2021	Paydown	89236XAC0	45,000.00	Toyota Auto Receivables 2020-D A3 0.35% Due 1/15/2025	1,021.97	12.83	1,034.80
04/15/2021	Paydown	47787NAC3	30,000.00	John Deere Owner Trust 2020-B A3 0.51% Due 11/15/2024	0.00	12.75	12.75
04/15/2021	Paydown	89240BAC2	95,000.00	Toyota Auto Receivables Owners 2021-A A3 0.26% Due 5/15/2025	0.00	20.58	20.58
04/16/2021	Interest	3137EAEY1	165,000.00	FHLMC Note 0.125% Due 10/16/2023	0.00	103.13	103.13
04/21/2021	Paydown	43813GAC5	50,000.00	Honda Auto Receivables Trust 2021-1 A3 0.27% Due 4/21/2025	0.00	11.25	11.25
04/30/2021	Interest	912828T67	250,000.00	US Treasury Note 1.25% Due 10/31/2021	0.00	1,562.50	1,562.50
<b>APR 2021</b>					<b>1,021.97</b>	<b>22,620.65</b>	<b>23,642.62</b>
05/01/2021	Interest	78015K7C2	150,000.00	Royal Bank of Canada Note 2.25% Due 11/1/2024	0.00	1,687.50	1,687.50
05/01/2021	Interest	949763EM4	250,000.00	Wells Fargo Bank NA Negotiable CD 2.25% Due 2/1/2022	0.00	462.33	462.33
05/05/2021	Interest	3137EAER6	220,000.00	FHLMC Note 0.375% Due 5/5/2023	0.00	412.50	412.50
05/06/2021	Interest	3137EAEZ8	210,000.00	FHLMC Note 0.25% Due 11/6/2023	0.00	263.96	263.96
05/15/2021	Paydown	47787NAC3	30,000.00	John Deere Owner Trust 2020-B A3 0.51% Due 11/15/2024	0.00	12.75	12.75
05/15/2021	Paydown	89240BAC2	95,000.00	Toyota Auto Receivables Owners 2021-A A3 0.26% Due 5/15/2025	0.00	20.58	20.58
05/15/2021	Paydown	89236XAC0	45,000.00	Toyota Auto Receivables 2020-D A3 0.35% Due 1/15/2025	1,019.49	12.53	1,032.02

## Cash Flow Report

As of February 28, 2021



Payment Date	Transaction Type	CUSIP	Quantity	Security Description	Principal Amount	Income	Total Amount
05/17/2021	Interest	1404202W9	250,000.00	Capital One Bank USA NA Negotiable CD 2.4% Due 5/17/2022	0.00	2,975.34	2,975.34
05/21/2021	Paydown	43813GAC5	50,000.00	Honda Auto Receivables Trust 2021-1 A3 0.27% Due 4/21/2025	0.00	11.25	11.25
05/22/2021	Interest	3135G04Q3	240,000.00	FNMA Note 0.25% Due 5/22/2023	0.00	300.00	300.00
05/24/2021	Interest	459058JM6	105,000.00	Intl. Bank Recon & Development Note 0.25% Due 11/24/2023	0.00	131.25	131.25
05/27/2021	Interest	3135G06H1	185,000.00	FNMA Note 0.25% Due 11/27/2023	0.00	233.82	233.82
<b>MAY 2021</b>					<b>1,019.49</b>	<b>6,523.81</b>	<b>7,543.30</b>
06/01/2021	Interest	949763EM4	250,000.00	Wells Fargo Bank NA Negotiable CD 2.25% Due 2/1/2022	0.00	477.74	477.74
06/02/2021	Interest	3133ELE75	250,000.00	FFCB Note 0.25% Due 6/2/2022	0.00	312.50	312.50
06/04/2021	Interest	3137EAFA2	150,000.00	FHLMC Note 0.25% Due 12/4/2023	0.00	187.50	187.50
06/08/2021	Interest	3134GVJ66	250,000.00	FHLMC Note 0.25% Due 6/8/2022	0.00	312.50	312.50
06/08/2021	Interest	69371RQ82	150,000.00	Paccar Financial Corp Note 0.8% Due 6/8/2023	0.00	600.00	600.00
06/09/2021	Interest	313381BR5	250,000.00	FHLB Note 1.875% Due 12/9/2022	0.00	2,343.75	2,343.75
06/15/2021	Interest	91282CBA8	250,000.00	US Treasury Note 0.125% Due 12/15/2023	0.00	156.25	156.25
06/15/2021	Paydown	89236XAC0	45,000.00	Toyota Auto Receivables 2020-D A3 0.35% Due 1/15/2025	1,016.98	12.23	1,029.21
06/15/2021	Paydown	47787NAC3	30,000.00	John Deere Owner Trust 2020-B A3 0.51% Due 11/15/2024	0.00	12.75	12.75
06/15/2021	Paydown	89240BAC2	95,000.00	Toyota Auto Receivables Owners 2021-A A3 0.26% Due 5/15/2025	0.00	20.58	20.58
06/21/2021	Paydown	43813GAC5	50,000.00	Honda Auto Receivables Trust 2021-1 A3 0.27% Due 4/21/2025	0.00	11.25	11.25

## Cash Flow Report

As of February 28, 2021



Payment Date	Transaction Type	CUSIP	Quantity	Security Description	Principal Amount	Income	Total Amount
06/26/2021	Interest	3137EAES4	220,000.00	FHLMC Note 0.25% Due 6/26/2023	0.00	275.00	275.00
<b>JUN 2021</b>					<b>1,016.98</b>	<b>4,722.05</b>	<b>5,739.03</b>
07/01/2021	Interest	949763EM4	250,000.00	Wells Fargo Bank NA Negotiable CD 2.25% Due 2/1/2022	0.00	462.33	462.33
07/10/2021	Interest	3135G05G4	205,000.00	FNMA Note 0.25% Due 7/10/2023	0.00	256.25	256.25
07/15/2021	Interest	91282CBE0	250,000.00	US Treasury Note 0.125% Due 1/15/2024	0.00	156.25	156.25
07/15/2021	Paydown	89236XAC0	45,000.00	Toyota Auto Receivables 2020-D A3 0.35% Due 1/15/2025	1,014.44	11.93	1,026.37
07/15/2021	Paydown	47787NAC3	30,000.00	John Deere Owner Trust 2020-B A3 0.51% Due 11/15/2024	0.00	12.75	12.75
07/15/2021	Paydown	89240BAC2	95,000.00	Toyota Auto Receivables Owners 2021-A A3 0.26% Due 5/15/2025	0.00	20.58	20.58
07/21/2021	Paydown	43813GAC5	50,000.00	Honda Auto Receivables Trust 2021-1 A3 0.27% Due 4/21/2025	0.00	11.25	11.25
07/25/2021	Interest	46625HJH4	200,000.00	JP Morgan Chase Note 3.2% Due 1/25/2023	0.00	3,200.00	3,200.00
07/30/2021	Interest	91159HHX1	200,000.00	US Bancorp Callable Note Cont 6/28/2024 2.4% Due 7/30/2024	0.00	2,400.00	2,400.00
<b>JUL 2021</b>					<b>1,014.44</b>	<b>6,531.34</b>	<b>7,545.78</b>
08/01/2021	Interest	2546722U1	250,000.00	Discover Bank Negotiable CD 2.25% Due 2/1/2022	0.00	2,789.38	2,789.38
08/01/2021	Interest	949763EM4	250,000.00	Wells Fargo Bank NA Negotiable CD 2.25% Due 2/1/2022	0.00	477.74	477.74
08/08/2021	Maturity	594918BP8	1,000,000.00	Microsoft Callable Note Cont 7/8/2021 1.55% Due 8/8/2021	1,000,000.00	7,750.00	1,007,750.00
08/14/2021	Interest	3133EL3V4	250,000.00	FFCB Note 0.2% Due 8/14/2023	0.00	250.00	250.00
08/15/2021	Interest	91282CBM2	200,000.00	US Treasury Note 0.125% Due 2/15/2024	0.00	125.00	125.00



Payment Date	Transaction Type	CUSIP	Quantity	Security Description	Principal Amount	Income	Total Amount
08/15/2021	Paydown	89236XAC0	45,000.00	Toyota Auto Receivables 2020-D A3 0.35% Due 1/15/2025	1,011.86	11.64	1,023.50
08/15/2021	Paydown	47787NAC3	30,000.00	John Deere Owner Trust 2020-B A3 0.51% Due 11/15/2024	0.00	12.75	12.75
08/15/2021	Paydown	89240BAC2	95,000.00	Toyota Auto Receivables Owners 2021-A A3 0.26% Due 5/15/2025	0.00	20.58	20.58
08/16/2021	Interest	06406FAD5	150,000.00	Bank of NY Mellon Corp Callable Note Cont 6/16/2023 2.2% Due 8/16/2023	0.00	1,650.00	1,650.00
08/21/2021	Paydown	43813GAC5	50,000.00	Honda Auto Receivables Trust 2021-1 A3 0.27% Due 4/21/2025	0.00	11.25	11.25
08/23/2021	Interest	037833BU3	250,000.00	Apple Inc Callable Note Cont 12/23/2022 2.85% Due 2/23/2023	0.00	3,562.50	3,562.50
08/24/2021	Interest	3137EAEV7	190,000.00	FHLMC Note 0.25% Due 8/24/2023	0.00	237.50	237.50
08/26/2021	Interest	3133EMRZ7	170,000.00	FFCB Note 0.25% Due 2/26/2024	0.00	212.50	212.50
08/31/2021	Interest	912828YE4	250,000.00	US Treasury Note 1.25% Due 8/31/2024	0.00	1,562.50	1,562.50
08/31/2021	Interest	912828L24	250,000.00	US Treasury Note 1.875% Due 8/31/2022	0.00	2,343.75	2,343.75
<b>AUG 2021</b>					<b>1,001,011.86</b>	<b>21,017.09</b>	<b>1,022,028.95</b>
09/01/2021	Interest	949763EM4	250,000.00	Wells Fargo Bank NA Negotiable CD 2.25% Due 2/1/2022	0.00	477.74	477.74
09/08/2021	Interest	3137EAEW5	130,000.00	FHLMC Note 0.25% Due 9/8/2023	0.00	162.50	162.50
09/15/2021	Interest	912828ZD5	250,000.00	US Treasury Note 0.5% Due 3/15/2023	0.00	625.00	625.00
09/15/2021	Paydown	89236XAC0	45,000.00	Toyota Auto Receivables 2020-D A3 0.35% Due 1/15/2025	1,009.27	11.34	1,020.61
09/15/2021	Paydown	47787NAC3	30,000.00	John Deere Owner Trust 2020-B A3 0.51% Due 11/15/2024	0.00	12.75	12.75
09/15/2021	Paydown	89240BAC2	95,000.00	Toyota Auto Receivables Owners 2021-A A3 0.26% Due 5/15/2025	0.00	20.58	20.58





Payment Date	Transaction Type	CUSIP	Quantity	Security Description	Principal Amount	Income	Total Amount
09/19/2021	Interest	459058GQ0	125,000.00	Intl. Bank Recon & Development Note 2.5% Due 3/19/2024	0.00	1,562.50	1,562.50
09/20/2021	Interest	17312Q3P2	250,000.00	Citibank NA Negotiable CD 2.7% Due 3/21/2022	0.00	3,402.74	3,402.74
09/20/2021	Interest	7954502A2	250,000.00	Sallie Mae Bank Note 2.75% Due 3/21/2022	0.00	3,465.75	3,465.75
09/21/2021	Interest	02007GJD6	250,000.00	Ally Bank Negotiable CD 2.7% Due 3/21/2022	0.00	3,402.74	3,402.74
09/21/2021	Paydown	43813GAC5	50,000.00	Honda Auto Receivables Trust 2021-1 A3 0.27% Due 4/21/2025	0.00	11.25	11.25
<b>SEP 2021</b>					<b>1,009.27</b>	<b>13,154.89</b>	<b>14,164.16</b>
10/01/2021	Interest	949763EM4	250,000.00	Wells Fargo Bank NA Negotiable CD 2.25% Due 2/1/2022	0.00	462.33	462.33
10/02/2021	Interest	3133EMBS0	250,000.00	FFCB Note 0.2% Due 10/2/2023	0.00	250.00	250.00
10/08/2021	Interest	3133ELWD2	250,000.00	FFCB Note 0.375% Due 4/8/2022	0.00	468.75	468.75
10/15/2021	Interest	91282CAP6	250,000.00	US Treasury Note 0.125% Due 10/15/2023	0.00	156.25	156.25
10/15/2021	Interest	912828YK0	250,000.00	US Treasury Note 1.375% Due 10/15/2022	0.00	1,718.75	1,718.75
10/15/2021	Paydown	89236XAC0	45,000.00	Toyota Auto Receivables 2020-D A3 0.35% Due 1/15/2025	1,006.63	11.05	1,017.68
10/15/2021	Paydown	47787NAC3	30,000.00	John Deere Owner Trust 2020-B A3 0.51% Due 11/15/2024	0.00	12.75	12.75
10/15/2021	Paydown	89240BAC2	95,000.00	Toyota Auto Receivables Owners 2021-A A3 0.26% Due 5/15/2025	0.00	20.58	20.58
10/16/2021	Interest	3137EAEY1	165,000.00	FHLMC Note 0.125% Due 10/16/2023	0.00	103.13	103.13
10/21/2021	Paydown	43813GAC5	50,000.00	Honda Auto Receivables Trust 2021-1 A3 0.27% Due 4/21/2025	0.00	11.25	11.25
10/31/2021	Maturity	912828T67	250,000.00	US Treasury Note 1.25% Due 10/31/2021	250,000.00	1,562.50	251,562.50
<b>OCT 2021</b>					<b>251,006.63</b>	<b>4,777.34</b>	<b>255,783.97</b>



Payment Date	Transaction Type	CUSIP	Quantity	Security Description	Principal Amount	Income	Total Amount
11/01/2021	Interest	78015K7C2	150,000.00	Royal Bank of Canada Note 2.25% Due 11/1/2024	0.00	1,687.50	1,687.50
11/01/2021	Interest	949763EM4	250,000.00	Wells Fargo Bank NA Negotiable CD 2.25% Due 2/1/2022	0.00	477.74	477.74
11/05/2021	Interest	3137EAER6	220,000.00	FHLMC Note 0.375% Due 5/5/2023	0.00	412.50	412.50
11/06/2021	Interest	3137EAEZ8	210,000.00	FHLMC Note 0.25% Due 11/6/2023	0.00	262.50	262.50
11/15/2021	Paydown	47787NAC3	30,000.00	John Deere Owner Trust 2020-B A3 0.51% Due 11/15/2024	0.00	12.75	12.75
11/15/2021	Paydown	89240BAC2	95,000.00	Toyota Auto Receivables Owners 2021-A A3 0.26% Due 5/15/2025	0.00	20.58	20.58
11/15/2021	Paydown	89236XAC0	45,000.00	Toyota Auto Receivables 2020-D A3 0.35% Due 1/15/2025	1,003.97	10.76	1,014.73
11/17/2021	Interest	1404202W9	250,000.00	Capital One Bank USA NA Negotiable CD 2.4% Due 5/17/2022	0.00	3,024.66	3,024.66
11/21/2021	Paydown	43813GAC5	50,000.00	Honda Auto Receivables Trust 2021-1 A3 0.27% Due 4/21/2025	0.00	11.25	11.25
11/22/2021	Interest	3135G04Q3	240,000.00	FNMA Note 0.25% Due 5/22/2023	0.00	300.00	300.00
11/24/2021	Interest	459058JM6	105,000.00	Intl. Bank Recon & Development Note 0.25% Due 11/24/2023	0.00	131.25	131.25
11/27/2021	Interest	3135G06H1	185,000.00	FNMA Note 0.25% Due 11/27/2023	0.00	231.25	231.25
<b>NOV 2021</b>					<b>1,003.97</b>	<b>6,582.74</b>	<b>7,586.71</b>
12/01/2021	Interest	949763EM4	250,000.00	Wells Fargo Bank NA Negotiable CD 2.25% Due 2/1/2022	0.00	462.33	462.33
12/02/2021	Interest	3133ELE75	250,000.00	FFCB Note 0.25% Due 6/2/2022	0.00	312.50	312.50
12/04/2021	Interest	3137EAFA2	150,000.00	FHLMC Note 0.25% Due 12/4/2023	0.00	187.50	187.50
12/08/2021	Interest	3134GVJ66	250,000.00	FHLMC Note 0.25% Due 6/8/2022	0.00	312.50	312.50

## Cash Flow Report

As of February 28, 2021



Payment Date	Transaction Type	CUSIP	Quantity	Security Description	Principal Amount	Income	Total Amount
12/08/2021	Interest	69371RQ82	150,000.00	Paccar Financial Corp Note 0.8% Due 6/8/2023	0.00	600.00	600.00
12/09/2021	Interest	313381BR5	250,000.00	FHLB Note 1.875% Due 12/9/2022	0.00	2,343.75	2,343.75
12/15/2021	Interest	91282CBA8	250,000.00	US Treasury Note 0.125% Due 12/15/2023	0.00	156.25	156.25
12/15/2021	Paydown	89236XAC0	45,000.00	Toyota Auto Receivables 2020-D A3 0.35% Due 1/15/2025	1,001.29	10.46	1,011.75
12/15/2021	Paydown	47787NAC3	30,000.00	John Deere Owner Trust 2020-B A3 0.51% Due 11/15/2024	0.00	12.75	12.75
12/15/2021	Paydown	89240BAC2	95,000.00	Toyota Auto Receivables Owners 2021-A A3 0.26% Due 5/15/2025	0.00	20.58	20.58
12/21/2021	Paydown	43813GAC5	50,000.00	Honda Auto Receivables Trust 2021-1 A3 0.27% Due 4/21/2025	0.00	11.25	11.25
12/26/2021	Interest	3137EAES4	220,000.00	FHLMC Note 0.25% Due 6/26/2023	0.00	275.00	275.00
<b>DEC 2021</b>					<b>1,001.29</b>	<b>4,704.87</b>	<b>5,706.16</b>
01/01/2022	Interest	949763EM4	250,000.00	Wells Fargo Bank NA Negotiable CD 2.25% Due 2/1/2022	0.00	477.74	477.74
01/10/2022	Interest	3135G05G4	205,000.00	FNMA Note 0.25% Due 7/10/2023	0.00	256.25	256.25
01/15/2022	Interest	91282CBE0	250,000.00	US Treasury Note 0.125% Due 1/15/2024	0.00	156.25	156.25
01/15/2022	Paydown	47787NAC3	30,000.00	John Deere Owner Trust 2020-B A3 0.51% Due 11/15/2024	0.00	12.75	12.75
01/15/2022	Paydown	89240BAC2	95,000.00	Toyota Auto Receivables Owners 2021-A A3 0.26% Due 5/15/2025	0.00	20.58	20.58
01/15/2022	Paydown	89236XAC0	45,000.00	Toyota Auto Receivables 2020-D A3 0.35% Due 1/15/2025	998.57	10.17	1,008.74
01/21/2022	Paydown	43813GAC5	50,000.00	Honda Auto Receivables Trust 2021-1 A3 0.27% Due 4/21/2025	0.00	11.25	11.25
01/25/2022	Interest	46625HJH4	200,000.00	JP Morgan Chase Note 3.2% Due 1/25/2023	0.00	3,200.00	3,200.00

# Cash Flow Report

As of February 28, 2021



Payment Date	Transaction Type	CUSIP	Quantity	Security Description	Principal Amount	Income	Total Amount
01/30/2022	Interest	91159HHX1	200,000.00	US Bancorp Callable Note Cont 6/28/2024 2.4% Due 7/30/2024	0.00	2,400.00	2,400.00
<b>JAN 2022</b>					<b>998.57</b>	<b>6,544.99</b>	<b>7,543.56</b>
02/01/2022	Maturity	949763EM4	250,000.00	Wells Fargo Bank NA Negotiable CD 2.25% Due 2/1/2022	250,000.00	477.74	250,477.74
02/01/2022	Maturity	2546722U1	250,000.00	Discover Bank Negotiable CD 2.25% Due 2/1/2022	250,000.00	2,835.62	252,835.62
02/14/2022	Interest	3133EL3V4	250,000.00	FFCB Note 0.2% Due 8/14/2023	0.00	250.00	250.00
02/15/2022	Interest	91282CBM2	200,000.00	US Treasury Note 0.125% Due 2/15/2024	0.00	125.00	125.00
02/15/2022	Paydown	89236XAC0	45,000.00	Toyota Auto Receivables 2020-D A3 0.35% Due 1/15/2025	995.83	9.88	1,005.71
02/15/2022	Paydown	47787NAC3	30,000.00	John Deere Owner Trust 2020-B A3 0.51% Due 11/15/2024	0.00	12.75	12.75
02/15/2022	Paydown	89240BAC2	95,000.00	Toyota Auto Receivables Owners 2021-A A3 0.26% Due 5/15/2025	0.00	20.58	20.58
02/16/2022	Interest	06406FAD5	150,000.00	Bank of NY Mellon Corp Callable Note Cont 6/16/2023 2.2% Due 8/16/2023	0.00	1,650.00	1,650.00
02/21/2022	Paydown	43813GAC5	50,000.00	Honda Auto Receivables Trust 2021-1 A3 0.27% Due 4/21/2025	0.00	11.25	11.25
02/23/2022	Interest	037833BU3	250,000.00	Apple Inc Callable Note Cont 12/23/2022 2.85% Due 2/23/2023	0.00	3,562.50	3,562.50
02/24/2022	Interest	3137EAEV7	190,000.00	FHLMC Note 0.25% Due 8/24/2023	0.00	237.50	237.50
02/26/2022	Interest	3133EMRZ7	170,000.00	FFCB Note 0.25% Due 2/26/2024	0.00	212.50	212.50
02/28/2022	Interest	912828YE4	250,000.00	US Treasury Note 1.25% Due 8/31/2024	0.00	1,562.50	1,562.50
02/28/2022	Interest	912828L24	250,000.00	US Treasury Note 1.875% Due 8/31/2022	0.00	2,343.75	2,343.75

# Cash Flow Report

As of February 28, 2021



Payment Date	Transaction Type	CUSIP	Quantity	Security Description	Principal Amount	Income	Total Amount
<b>FEB 2022</b>					<b>500,995.83</b>	<b>13,311.57</b>	<b>514,307.40</b>
<b>TOTAL</b>					<b>2,012,124.73</b>	<b>126,682.73</b>	<b>2,138,807.46</b>



Chandler Asset Management, Inc. ("Chandler") is an SEC registered investment adviser. For additional information about our firm, please see our current disclosures (Form ADV). To obtain a copy of our current disclosures, you may contact your client service representative by calling the number on the front of this statement or you may visit our website at [www.chandlerasset.com](http://www.chandlerasset.com).

Information contained in this monthly statement is confidential and is provided for informational purposes only and should not be construed as specific investment or legal advice. The information contained herein was obtained from sources believed to be reliable as of the date of this statement, but may become outdated or superseded at any time without notice.

**Custody:** Your qualified custodian bank maintains control of all assets reflected in this statement and we urge you to compare this statement to the one you receive from your qualified custodian. Chandler does not have any authority to withdraw or deposit funds from/to the custodian account.

**Valuation:** Prices are provided by IDC, an independent pricing source. In the event IDC does not provide a price or if the price provided is not reflective of fair market value, Chandler will obtain pricing from an alternative approved third party pricing source in accordance with our written valuation policy and procedures. Our valuation procedures are also disclosed in Item 5 of our Form ADV Part 2A.

**Performance:** Performance results are presented gross-of-advisory fees and represent the client's Total Return. The deduction of advisory fees lowers performance results. These results include the reinvestment of dividends and other earnings. Past performance may not be indicative of future results. Therefore, clients should not assume that future performance of any specific investment or investment strategy will be profitable or equal to past performance levels. All investment strategies have the potential for profit or loss. Economic factors, market conditions or changes in investment strategies, contributions or withdrawals may materially alter the performance and results of your portfolio.

Source ice Data Indices, LLC ("ICE"), used with permission. ICE PERMITS USE OF THE ICE INDICES AND RELATED DATA ON AN "AS IS" BASIS; ICE, ITS AFFILIATES AND THEIR RESPECTIVE THIRD PARTY SUPPLIERS DISCLAIM ANY AND ALL WARRANTIES AND REPRESENTATIONS, EXPRESS AND/OR IMPLIED, INCLUDING ANY WARRANTIES OF MERCHANTABILITY OR FITNESS FOR A PARTICULAR PURPOSE OR USE, INCLUDING THE INDICES, INDEX DATA AND ANY DATA INCLUDED IN, RELATED TO, OR DERIVED THEREFROM. NEITHER ICE DATA, ITS AFFILIATES OR THEIR RESPECTIVE THIRD PARTY PROVIDERS GUARANTEE THE QUALITY, ADEQUACY, ACCURACY, TIMELINESS OR COMPLETENESS OF THE INDICES OR THE INDEX DATA OR ANY COMPONENT THEREOF, AND THE INDICES AND INDEX DATA AND ALL COMPONENTS THEREOF ARE PROVIDED ON AN "AS IS" BASIS AND LICENSEE'S USE IS AT LICENSEE'S OWN RISK. ICE DATA, ITS AFFILIATES AND THEIR RESPECTIVE THIRD PARTY DO NOT SPONSOR, ENDORSE, OR RECOMMEND CHANDLER, OR ANY OF ITS PRODUCTS OR SERVICES.

Index returns assume reinvestment of all distributions. Historical performance results for investment indexes generally do not reflect the deduction of transaction and/or custodial charges or the deduction of an investment management fee, the incurrence of which would have the effect of decreasing historical performance results. It is not possible to invest directly in an index.

**Ratings:** Ratings information have been provided by Moody's, S&P and Fitch through data feeds we believe to be reliable as of the date of this statement, however we cannot guarantee its accuracy.

Security level ratings for U.S. Agency issued mortgage-backed securities ("MBS") reflect the issuer rating because the securities themselves are not rated. The issuing U.S. Agency guarantees the full and timely payment of both principal and interest and carries a AA+/Aaa/AAA by S&P, Moody's and Fitch respectively.