



---

# Vallejo Flood & Wastewater District Consolidated - Account #10761

## MONTHLY ACCOUNT STATEMENT

SEPTEMBER 1, 2020 THROUGH SEPTEMBER 30, 2020

**Chandler Team:**

For questions about your account, please call (800) 317-4747,  
or contact [operations@chandlerasset.com](mailto:operations@chandlerasset.com)

**CHANDLER ASSET MANAGEMENT**  
chandlerasset.com

*Information contained herein is confidential. We urge you to compare this statement to the one you receive from your qualified custodian. Please see Important Disclosures.*



**PORTFOLIO CHARACTERISTICS**

Average Modified Duration	0.42
Average Coupon	0.71%
Average Purchase YTM	2.04%
Average Market YTM	15.33%
Average S&P/Moody Rating	AAA/Aaa
Average Final Maturity	0.54 yrs
Average Life	0.42 yrs

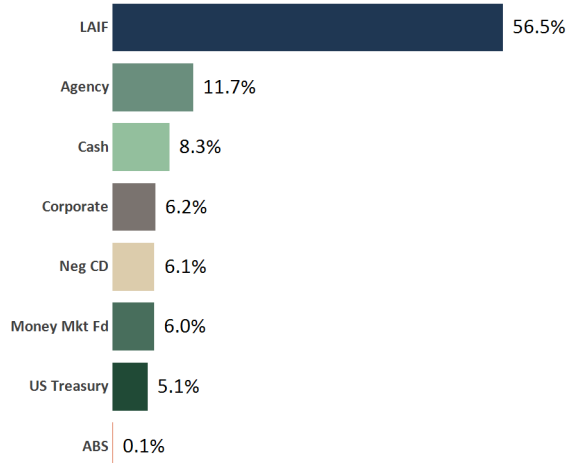
**ACCOUNT SUMMARY**

	Beg. Values as of 8/31/20	End Values as of 9/30/20
Market Value	31,737,743	29,777,550
Accrued Interest	56,410	63,505
<b>Total Market Value</b>	<b>31,794,153</b>	<b>29,841,055</b>
Income Earned	24,029	19,608
Cont/WD		
Par	35,983,092	34,030,692
Book Value	33,841,705	31,887,720
Cost Value	33,998,113	32,045,809

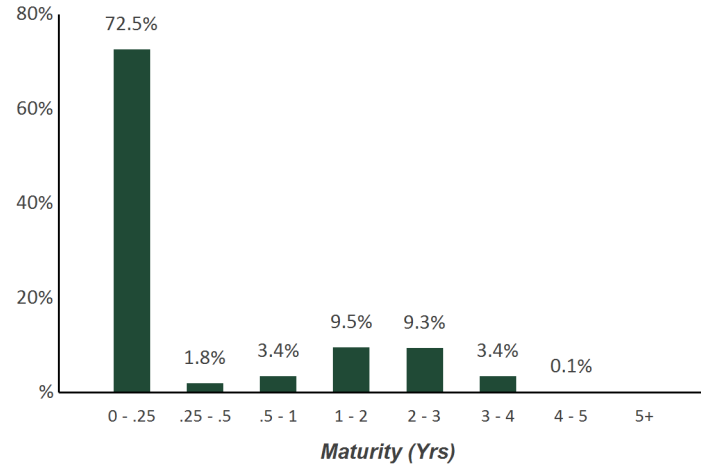
**TOP ISSUERS**

Local Agency Investment Fund	56.5%
Custodial Checking Account	8.3%
First American Govt Oblig Fund	6.0%
Government of United States	5.1%
Federal Home Loan Bank	4.3%
Microsoft	3.4%
Federal Home Loan Mortgage Corp	3.4%
Federal Farm Credit Bank	2.5%
<b>Total</b>	<b>89.5%</b>

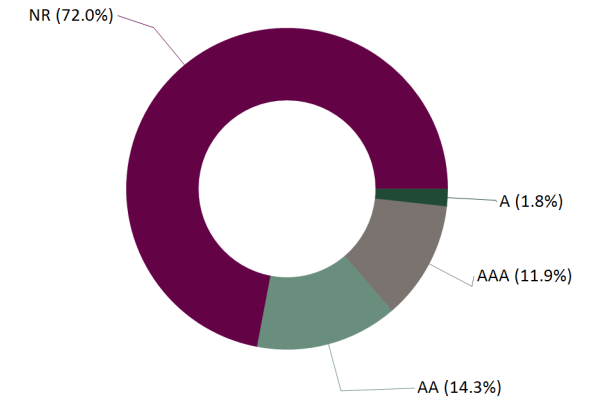
**SECTOR ALLOCATION**



**MATURITY DISTRIBUTION**



**CREDIT QUALITY (S&P)**



This page has been left intentionally blank for reporting purposes



CUSIP	Security Description	Par Value/Units	Purchase Date Book Yield	Cost Value Book Value	Mkt Price Mkt YTM	Market Value Accrued Int.	% of Port. Gain/Loss	Moody/S&P Fitch	Maturity Duration
<b>ABS</b>									
47787NAC3	John Deere Owner Trust 2020-B A3 0.51% Due 11/15/2024	30,000.00	07/14/2020 0.52%	29,995.43 29,995.69	100.26 0.39%	30,077.85 6.80	0.10% 82.16	Aaa / NR AAA	4.13 2.16
<b>Total ABS</b>		<b>30,000.00</b>	<b>0.52%</b>	<b>29,995.43</b> <b>29,995.69</b>	<b>0.39%</b>	<b>30,077.85</b> <b>6.80</b>	<b>0.10%</b> <b>82.16</b>	<b>Aaa / NR</b> <b>AAA</b>	<b>4.13</b> <b>2.16</b>
<b>AGENCY</b>									
3133ELWD2	FFCB Note 0.375% Due 4/8/2022	250,000.00	06/03/2020 0.27%	250,485.00 250,399.24	100.31 0.17%	250,783.25 450.52	0.84% 384.01	Aaa / AA+ AAA	1.52 1.52
3133ELE75	FFCB Note 0.25% Due 6/2/2022	250,000.00	06/02/2020 0.25%	249,997.50 249,997.91	100.15 0.16%	250,366.50 206.60	0.84% 368.59	Aaa / AA+ AAA	1.67 1.67
3134GVJ66	FHLMC Note 0.25% Due 6/8/2022	250,000.00	06/04/2020 0.28%	249,850.00 249,873.63	100.14 0.17%	250,345.25 196.18	0.84% 471.62	Aaa / NR AAA	1.69 1.68
313381BR5	FHLB Note 1.875% Due 12/9/2022	250,000.00	06/29/2020 0.25%	259,875.00 258,845.43	103.64 0.21%	259,094.25 1,458.33	0.87% 248.82	Aaa / AA+ AAA	2.19 2.14
3137EAER6	FHLMC Note 0.375% Due 5/5/2023	220,000.00	05/05/2020 0.39%	219,907.60 219,920.03	100.43 0.21%	220,943.80 330.00	0.74% 1,023.77	Aaa / AA+ AAA	2.59 2.58
3135G04Q3	FNMA Note 0.25% Due 5/22/2023	240,000.00	05/20/2020 0.35%	239,277.60 239,364.68	100.07 0.22%	240,172.08 215.00	0.81% 807.40	Aaa / AA+ AAA	2.64 2.63
3137EAES4	FHLMC Note 0.25% Due 6/26/2023	220,000.00	06/24/2020 0.35%	219,357.60 219,414.51	100.09 0.22%	220,197.56 145.14	0.74% 783.05	Aaa / AA+ AAA	2.74 2.73
3135G05G4	FNMA Note 0.25% Due 7/10/2023	205,000.00	07/08/2020 0.32%	204,559.25 204,592.66	99.98 0.26%	204,957.77 115.31	0.69% 365.11	Aaa / AA+ AAA	2.78 2.76
3133EL3V4	FFCB Note 0.2% Due 8/14/2023	250,000.00	08/12/2020 0.27%	249,477.50 249,500.40	99.92 0.23%	249,810.25 65.28	0.84% 309.85	Aaa / AA+ AAA	2.87 2.86
3137EAEV7	FHLMC Note 0.25% Due 8/24/2023	190,000.00	08/19/2020 0.28%	189,806.20 189,813.44	100.07 0.23%	190,128.82 52.78	0.64% 315.38	Aaa / AA+ AAA	2.90 2.89
3137EAEW5	FHLMC Note 0.25% Due 9/8/2023	130,000.00	09/02/2020 0.26%	129,957.10 129,958.15	100.04 0.24%	130,047.58 24.38	0.44% 89.43	Aaa / AA+ AAA	2.94 2.93



CUSIP	Security Description	Par Value/Units	Purchase Date Book Yield	Cost Value Book Value	Mkt Price Mkt YTM	Market Value Accrued Int.	% of Port. Gain/Loss	Moody/S&P Fitch	Maturity Duration
<b>AGENCY</b>									
3130AFRB5	FHLB Callable Note 1X 1/29/2021 2.875% Due 1/29/2024	1,000,000.00	01/23/2019 2.88%	1,000,000.00 1,000,000.00	100.81 0.43%	1,008,069.00 4,951.39	3.39% 8,069.00	Aaa / AA+ AAA	3.33 0.33
<b>Total Agency</b>		<b>3,455,000.00</b>	<b>1.04%</b>	<b>3,462,550.35</b> <b>3,461,680.08</b>	<b>0.27%</b>	<b>3,474,916.11</b> <b>8,210.91</b>	<b>11.67%</b> <b>13,236.03</b>	<b>Aaa / AA+</b> <b>AAA</b>	<b>2.64</b> <b>1.76</b>
<b>CASH</b>									
90CHECK\$1	Checking Deposit Bank Account	2,467,877.55	Various 0.00%	2,467,877.55 2,467,877.55	1.00 0.00%	2,467,877.55 0.00	8.27% 0.00	NR / NR NR	0.00 0.00
<b>Total Cash</b>		<b>2,467,877.55</b>	<b>N/A</b>	<b>2,467,877.55</b> <b>2,467,877.55</b>	<b>0.00%</b>	<b>2,467,877.55</b> <b>0.00</b>	<b>8.27%</b> <b>0.00</b>	<b>NR / NR</b> <b>NR</b>	<b>0.00</b> <b>0.00</b>
<b>CORPORATE</b>									
525ESC6J3	Lehman Brothers Escrow CUSIP- Defaulted 0.001% Due 11/10/2020	500,000.00	01/16/2008 165.83%	261,687.43 90,000.00	1.20 74100.00%	6,000.00 0.00	0.02% (84,000.00)	NR / NR NR	0.11 0.00
525ESCIB7	Lehman Brothers Note-Defaulted Due 1/24/2021	3,000,000.00	01/25/2008 0.00%	1,663,765.05 1,663,765.05	1.20 0.00%	36,000.00 0.00	0.12% (1,627,765.05)	NR / NR NR	0.32 0.00
525ESCAJ8	Lehman Brothers ESCROW CUSIP - Defaulted 0.01% Due 1/27/2021	945,000.00	01/08/2008 0.00%	499,601.34 499,601.34	1.20 0.00%	11,340.00 0.00	0.04% (488,261.34)	NR / NR NR	0.33 0.00
594918BP8	Microsoft Callable Note Cont 7/8/2021 1.55% Due 8/8/2021	1,000,000.00	01/23/2017 2.15%	974,210.00 995,162.43	101.08 0.15%	1,010,798.00 2,281.94	3.39% 15,635.57	Aaa / AAA AA+	0.85 0.77
46625HJH4	JP Morgan Chase Note 3.2% Due 1/25/2023	200,000.00	06/26/2020 0.74%	212,482.00 211,245.76	106.30 0.47%	212,595.60 1,173.33	0.72% 1,349.84	A2 / A- AA-	2.32 2.24
037833BU3	Apple Inc Callable Note Cont 12/23/2022 2.85% Due 2/23/2023	250,000.00	06/02/2020 0.46%	265,165.00 263,228.70	105.53 0.36%	263,830.00 752.08	0.89% 601.30	Aa1 / AA+ NR	2.40 2.17
69371RQ82	Paccar Financial Corp Note 0.8% Due 6/8/2023	150,000.00	06/01/2020 0.85%	149,791.50 149,813.40	100.71 0.53%	151,060.80 376.67	0.51% 1,247.40	A1 / A+ NR	2.69 2.65



CUSIP	Security Description	Par Value/Units	Purchase Date Book Yield	Cost Value Book Value	Mkt Price Mkt YTM	Market Value Accrued Int.	% of Port. Gain/Loss	Moody/S&P Fitch	Maturity Duration
<b>CORPORATE</b>									
06406FAD5	Bank of NY Mellon Corp Callable Note Cont 6/16/2023 2.2% Due 8/16/2023	150,000.00	06/26/2020 0.62%	156,934.50 156,337.91	104.88 0.39%	157,324.20 412.50	0.53% 986.29	A1 / A AA-	2.88 2.64
<b>Total Corporate</b>		<b>6,195,000.00</b>	<b>4.36%</b>	<b>4,183,636.82</b> <b>4,029,154.59</b>	<b>240.08%</b>	<b>1,848,948.60</b> <b>4,996.52</b>	<b>6.21%</b> <b>(2,180,205.99)</b>	<b>Aa2 / AA+</b> <b>AA</b>	<b>1.55</b> <b>1.43</b>
<b>LAIF</b>									
90LAIF\$00	Local Agency Investment Fund State Pool	16,831,587.72	Various 0.66%	16,831,587.72 16,831,587.72	1.00 0.66%	16,831,587.72 42,566.24	56.55% 0.00	NR / NR NR	0.00 0.00
<b>Total LAIF</b>		<b>16,831,587.72</b>	<b>0.66%</b>	<b>16,831,587.72</b> <b>16,831,587.72</b>	<b>0.66%</b>	<b>16,831,587.72</b> <b>42,566.24</b>	<b>56.55%</b> <b>0.00</b>	<b>NR / NR</b> <b>NR</b>	<b>0.00</b> <b>0.00</b>
<b>MONEY MARKET FUND FI</b>									
31846V203	First American Govt Obligation Fund Class Y	1,801,226.51	Various 0.01%	1,801,226.51 1,801,226.51	1.00 0.01%	1,801,226.51 0.00	6.04% 0.00	Aaa / AAA AAA	0.00 0.00
<b>Total Money Market Fund FI</b>		<b>1,801,226.51</b>	<b>0.01%</b>	<b>1,801,226.51</b> <b>1,801,226.51</b>	<b>0.01%</b>	<b>1,801,226.51</b> <b>0.00</b>	<b>6.04%</b> <b>0.00</b>	<b>Aaa / AAA</b> <b>AAA</b>	<b>0.00</b> <b>0.00</b>
<b>NEGOTIABLE CD</b>									
61690UFH8	Morgan Stanley Bank NA Negotiable CD 2.6% Due 3/22/2021	250,000.00	03/12/2019 2.57%	250,000.00 250,000.00	101.22 0.03%	253,039.75 178.08	0.85% 3,039.75	NR / NR NR	0.47 0.47
949763EM4	Wells Fargo Bank NA Negotiable CD 2.25% Due 2/1/2022	250,000.00	01/23/2017 2.25%	250,000.00 250,000.00	102.86 0.11%	257,156.00 462.33	0.86% 7,156.00	NR / NR NR	1.34 1.32
2546722U1	Discover Bank Negotiable CD 2.25% Due 2/1/2022	250,000.00	01/30/2017 2.25%	250,000.00 250,000.00	102.88 0.10%	257,198.75 940.07	0.87% 7,198.75	NR / NR NR	1.34 1.32
02007GJD6	Ally Bank Negotiable CD 2.7% Due 3/21/2022	250,000.00	03/12/2019 2.70%	250,000.00 250,000.00	103.82 0.10%	259,543.75 184.93	0.87% 9,543.75	NR / NR NR	1.47 1.45
17312Q3P2	Citibank NA Negotiable CD 2.7% Due 3/21/2022	250,000.00	03/12/2019 2.68%	250,000.00 250,000.00	103.82 0.10%	259,543.75 203.42	0.87% 9,543.75	NR / NR NR	1.47 1.45



CUSIP	Security Description	Par Value/Units	Purchase Date Book Yield	Cost Value Book Value	Mkt Price Mkt YTM	Market Value Accrued Int.	% of Port. Gain/Loss	Moody/S&P Fitch	Maturity Duration
<b>NEGOTIABLE CD</b>									
7954502A2	Sallie Mae Bank Note 2.75% Due 3/21/2022	250,000.00	03/14/2019 2.73%	250,000.00 250,000.00	103.89 0.10%	259,728.25 207.19	0.87% 9,728.25	NR / NR NR	1.47 1.45
1404202W9	Capital One Bank USA NA Negotiable CD 2.4% Due 5/17/2022	250,000.00	05/09/2017 2.40%	250,000.00 250,000.00	103.71 0.11%	259,285.25 2,252.05	0.88% 9,285.25	NR / NR NR	1.63 1.59
<b>Total Negotiable CD</b>		<b>1,750,000.00</b>	<b>2.51%</b>	<b>1,750,000.00</b>	<b>0.10%</b>	<b>1,805,495.50</b> <b>4,428.07</b>	<b>6.07%</b> <b>55,495.50</b>	<b>NR / NR</b> <b>NR</b>	<b>1.32</b> <b>1.30</b>
<b>US TREASURY</b>									
9127964Q9	US Treasury Bill 0.153% Due 11/3/2020	250,000.00	06/25/2020 0.15%	249,862.33 249,965.05	99.99 0.15%	249,965.05 0.00	0.84% 0.00	P-1 / A-1+ F-1+	0.09 0.09
9127963L1	US Treasury Bill 0.17% Due 12/24/2020	250,000.00	06/25/2020 0.17%	249,786.32 249,900.83	99.96 0.17%	249,900.83 0.00	0.84% 0.00	P-1 / A-1+ F-1+	0.23 0.23
912796UC1	US Treasury Bill 0.17% Due 1/28/2021	250,000.00	06/25/2020 0.17%	249,745.00 249,859.51	99.94 0.17%	249,859.51 0.00	0.84% 0.00	P-1 / A-1+ F-1+	0.33 0.33
912828T67	US Treasury Note 1.25% Due 10/31/2021	250,000.00	06/03/2020 0.21%	253,662.11 252,814.27	101.21 0.13%	253,027.25 1,307.74	0.85% 212.98	Aaa / AA+ AAA	1.08 1.07
912828L24	US Treasury Note 1.875% Due 8/31/2022	250,000.00	06/05/2020 0.24%	259,101.56 257,815.71	103.33 0.13%	258,330.00 401.42	0.87% 514.29	Aaa / AA+ AAA	1.92 1.89
912828YK0	US Treasury Note 1.375% Due 10/15/2022	250,000.00	06/03/2020 0.22%	256,777.34 255,842.81	102.54 0.13%	256,338.00 1,587.26	0.86% 495.19	Aaa / AA+ AAA	2.04 2.01
<b>Total US Treasury</b>		<b>1,500,000.00</b>	<b>0.19%</b>	<b>1,518,934.66</b> <b>1,516,198.18</b>	<b>0.15%</b>	<b>1,517,420.64</b> <b>3,296.42</b>	<b>5.10%</b> <b>1,222.46</b>	<b>Aaa / AAA</b> <b>AAA</b>	<b>0.96</b> <b>0.95</b>
<b>TOTAL PORTFOLIO</b>		<b>34,030,691.78</b>	<b>1.16%</b>	<b>32,045,809.04</b> <b>31,887,720.32</b>	<b>15.33%</b>	<b>29,777,550.48</b> <b>63,504.96</b>	<b>100.00%</b> <b>(2,110,169.84)</b>	<b>Aaa / AAA</b> <b>AAA</b>	<b>0.54</b> <b>0.42</b>
<b>TOTAL MARKET VALUE PLUS ACCRUED</b>						<b>29,841,055.44</b>			



Transaction Type	Settlement Date	CUSIP	Quantity	Security Description	Price	Acq/Disp Yield	Amount	Interest Pur/Sold	Total Amount	Gain/Loss
<b>ACQUISITIONS</b>										
Purchase	09/01/2020	31846V203	477.74	First American Govt Obligation Fund Class Y	1.000	0.01%	477.74	0.00	477.74	0.00
Purchase	09/01/2020	31846V203	6.65	First American Govt Obligation Fund Class Y	1.000	0.01%	6.65	0.00	6.65	0.00
Purchase	09/04/2020	3137EAEW5	130,000.00	FHLMC Note 0.25% Due 9/8/2023	99.967	0.26%	129,957.10	0.00	129,957.10	0.00
Purchase	09/14/2020	31846V203	250,000.00	First American Govt Obligation Fund Class Y	1.000	0.01%	250,000.00	0.00	250,000.00	0.00
Purchase	09/15/2020	31846V203	22.52	First American Govt Obligation Fund Class Y	1.000	0.01%	22.52	0.00	22.52	0.00
Purchase	09/20/2020	31846V203	6,868.49	First American Govt Obligation Fund Class Y	1.000	0.01%	6,868.49	0.00	6,868.49	0.00
Purchase	09/21/2020	31846V203	6,679.45	First American Govt Obligation Fund Class Y	1.000	0.01%	6,679.45	0.00	6,679.45	0.00
<b>Subtotal</b>			<b>394,054.85</b>				<b>394,011.95</b>	<b>0.00</b>	<b>394,011.95</b>	<b>0.00</b>
Security Contribution	09/30/2020	90CHECK\$1	3,449,265.61	Checking Deposit Bank Account	1.000		3,449,265.61	0.00	3,449,265.61	0.00
<b>Subtotal</b>			<b>3,449,265.61</b>				<b>3,449,265.61</b>	<b>0.00</b>	<b>3,449,265.61</b>	<b>0.00</b>
<b>TOTAL ACQUISITIONS</b>			<b>3,843,320.46</b>				<b>3,843,277.56</b>	<b>0.00</b>	<b>3,843,277.56</b>	<b>0.00</b>
<b>DISPOSITIONS</b>										
Sale	09/04/2020	31846V203	129,957.10	First American Govt Obligation Fund Class Y	1.000	0.01%	129,957.10	0.00	129,957.10	0.00
<b>Subtotal</b>			<b>129,957.10</b>				<b>129,957.10</b>	<b>0.00</b>	<b>129,957.10</b>	<b>0.00</b>
Paydown	09/15/2020	47787NAC3	0.00	John Deere Owner Trust 2020-B A3 0.51% Due 11/15/2024	100.000		0.00	22.52	22.52	0.00
<b>Subtotal</b>			<b>0.00</b>				<b>0.00</b>	<b>22.52</b>	<b>22.52</b>	<b>0.00</b>
Maturity	09/14/2020	62479LJE6	250,000.00	MUFG Bank Ltd Discount CP 0.25% Due 9/14/2020	99.944		250,000.00	0.00	250,000.00	0.00
<b>Subtotal</b>			<b>250,000.00</b>				<b>250,000.00</b>	<b>0.00</b>	<b>250,000.00</b>	<b>0.00</b>





Transaction Type	Settlement Date	CUSIP	Quantity	Security Description	Price	Acq/Disp Yield	Amount	Interest Pur/Sold	Total Amount	Gain/Loss
<b>DISPOSITIONS</b>										
Security Withdrawal	09/04/2020	90LAIF\$00	500,000.00	Local Agency Investment Fund State Pool	1.000		500,000.00	0.00	500,000.00	0.00
Security Withdrawal	09/11/2020	90LAIF\$00	600,000.00	Local Agency Investment Fund State Pool	1.000		600,000.00	0.00	600,000.00	0.00
Security Withdrawal	09/18/2020	90LAIF\$00	570,000.00	Local Agency Investment Fund State Pool	1.000		570,000.00	0.00	570,000.00	0.00
Security Withdrawal	09/25/2020	90LAIF\$00	1,600,000.00	Local Agency Investment Fund State Pool	1.000		1,600,000.00	0.00	1,600,000.00	0.00
Security Withdrawal	09/28/2020	31846V203	416.67	First American Govt Obligation Fund Class Y	1.000		416.67	0.00	416.67	0.00
Security Withdrawal	09/30/2020	90CHECK\$1	2,145,347.09	Checking Deposit Bank Account	1.000		2,145,347.09	0.00	2,145,347.09	0.00
<b>Subtotal</b>			<b>5,415,763.76</b>				<b>5,415,763.76</b>	<b>0.00</b>	<b>5,415,763.76</b>	<b>0.00</b>
<b>TOTAL DISPOSITIONS</b>			<b>5,795,720.86</b>				<b>5,795,720.86</b>	<b>22.52</b>	<b>5,795,743.38</b>	<b>0.00</b>
<b>OTHER TRANSACTIONS</b>										
Interest	09/01/2020	949763EM4	250,000.00	Wells Fargo Bank NA Negotiable CD 2.25% Due 2/1/2022	0.000		477.74	0.00	477.74	0.00
Interest	09/20/2020	17312Q3P2	250,000.00	Citibank NA Negotiable CD 2.7% Due 3/21/2022	0.000		3,402.74	0.00	3,402.74	0.00
Interest	09/20/2020	7954502A2	250,000.00	Sallie Mae Bank Note 2.75% Due 3/21/2022	0.000		3,465.75	0.00	3,465.75	0.00
Interest	09/21/2020	02007GJD6	250,000.00	Ally Bank Negotiable CD 2.7% Due 3/21/2022	0.000		3,402.74	0.00	3,402.74	0.00
Interest	09/21/2020	61690UFH8	250,000.00	Morgan Stanley Bank NA Negotiable CD 2.6% Due 3/22/2021	0.000		3,276.71	0.00	3,276.71	0.00
<b>Subtotal</b>			<b>1,250,000.00</b>				<b>14,025.68</b>	<b>0.00</b>	<b>14,025.68</b>	<b>0.00</b>



Transaction Type	Settlement Date	CUSIP	Quantity	Security Description	Price	Acq/Disp Yield	Amount	Interest Pur/Sold	Total Amount	Gain/Loss
<b>OTHER TRANSACTIONS</b>										
Dividend	09/01/2020	31846V203	1,668,023.17	First American Govt Obligation Fund Class Y	0.000		6.65	0.00	6.65	0.00
<b>Subtotal</b>			<b>1,668,023.17</b>				<b>6.65</b>	<b>0.00</b>	<b>6.65</b>	<b>0.00</b>
<b>TOTAL OTHER TRANSACTIONS</b>			<b>2,918,023.17</b>				<b>14,032.33</b>	<b>0.00</b>	<b>14,032.33</b>	<b>0.00</b>



CUSIP	Security Description	Trade Date Settle Date Units	Book Value: Begin Book Value: Acq Book Value: Disp Book Value: End	Prior Accrued Inc. Received Ending Accrued Total Interest	Accr. Of Discount Amort. Of Premium Net Accret/Amort Income Earned	Total Income
<b>FIXED INCOME</b>						
037833BU3	Apple Inc Callable Note Cont 12/23/2022 2.85% Due 02/23/2023	06/02/2020 06/04/2020 250,000.00	263,716.84 0.00 0.00 263,228.70	158.33 0.00 752.08 593.75	0.00 488.14 (488.14) 105.61	105.61
06406FAD5	Bank of NY Mellon Corp Callable Note Cont 6/16/2023 2.2% Due 08/16/2023	06/26/2020 06/30/2020 150,000.00	156,530.36 0.00 0.00 156,337.91	137.50 0.00 412.50 275.00	0.00 192.45 (192.45) 82.55	82.55
3130AFRB5	FHLB Callable Note 1X 1/29/2021 2.875% Due 01/29/2024	01/23/2019 01/23/2019 1,000,000.00	1,000,000.00 0.00 0.00 1,000,000.00	2,555.56 0.00 4,951.39 2,395.83	0.00 0.00 0.00 2,395.83	2,395.83
313381BR5	FHLB Note 1.875% Due 12/09/2022	06/29/2020 06/30/2020 250,000.00	259,177.55 0.00 0.00 258,845.43	1,067.71 0.00 1,458.33 390.62	0.00 332.12 (332.12) 58.50	58.50
3133EL3V4	FFCB Note 0.2% Due 08/14/2023	08/12/2020 08/14/2020 250,000.00	249,486.09 0.00 0.00 249,500.40	23.61 0.00 65.28 41.67	14.31 0.00 14.31 55.98	55.98
3133ELE75	FFCB Note 0.25% Due 06/02/2022	06/02/2020 06/03/2020 250,000.00	249,997.81 0.00 0.00 249,997.91	154.51 0.00 206.60 52.09	0.10 0.00 0.10 52.19	52.19
3133ELWD2	FFCB Note 0.375% Due 04/08/2022	06/03/2020 06/04/2020 250,000.00	250,420.86 0.00 0.00 250,399.24	372.40 0.00 450.52 78.12	0.00 21.62 (21.62) 56.50	56.50
3134GVJ66	FHLMC Note 0.25% Due 06/08/2022	06/04/2020 06/08/2020 250,000.00	249,867.47 0.00 0.00 249,873.63	144.10 0.00 196.18 52.08	6.16 0.00 6.16 58.24	58.24
3135G04Q3	FNMA Note 0.25% Due 05/22/2023	05/20/2020 05/22/2020 240,000.00	239,344.89 0.00 0.00 239,364.68	165.00 0.00 215.00 50.00	19.79 0.00 19.79 69.79	69.79



CUSIP	Security Description	Trade Date Settle Date Units	Book Value: Begin Book Value: Acq Book Value: Disp Book Value: End	Prior Accrued Inc. Received Ending Accrued Total Interest	Accr. Of Discount Amort. Of Premium Net Accret/Amort Income Earned	Total Income
3135G05G4	FNMA Note 0.25% Due 07/10/2023	07/08/2020 07/10/2020 205,000.00	204,580.58 0.00 0.00 204,592.66	72.60 0.00 115.31 42.71	12.08 0.00 12.08 54.79	54.79
3137EAER6	FHLMC Note 0.375% Due 05/05/2023	05/05/2020 05/07/2020 220,000.00	219,917.49 0.00 0.00 219,920.03	261.25 0.00 330.00 68.75	2.54 0.00 2.54 71.29	71.29
3137EAES4	FHLMC Note 0.25% Due 06/26/2023	06/24/2020 06/26/2020 220,000.00	219,396.91 0.00 0.00 219,414.51	99.31 0.00 145.14 45.83	17.60 0.00 17.60 63.43	63.43
3137EAEV7	FHLMC Note 0.25% Due 08/24/2023	08/19/2020 08/21/2020 190,000.00	189,808.14 0.00 0.00 189,813.44	13.19 0.00 52.78 39.59	5.30 0.00 5.30 44.89	44.89
3137EAEW5	FHLMC Note 0.25% Due 09/08/2023	09/02/2020 09/04/2020 130,000.00	0.00 129,957.10 0.00 129,958.15	0.00 0.00 24.38 24.38	1.05 0.00 1.05 25.43	25.43
46625HJH4	JP Morgan Chase Note 3.2% Due 01/25/2023	06/26/2020 06/30/2020 200,000.00	211,644.55 0.00 0.00 211,245.76	640.00 0.00 1,173.33 533.33	0.00 398.79 (398.79) 134.54	134.54
47787NAC3	John Deere Owner Trust 2020-B A3 0.51% Due 11/15/2024	07/14/2020 07/22/2020 30,000.00	29,995.58 0.00 0.00 29,995.69	16.58 22.52 6.80 12.74	0.11 0.00 0.11 12.85	12.85
525ESC6J3	Lehman Brothers Escrow CUSIP- Defaulted 0.001% Due 11/10/2020	01/16/2008 01/16/2008 500,000.00	90,000.00 0.00 0.00 90,000.00	0.00 0.00 0.00 0.00	0.00 0.00 0.00 0.00	0.00
525ESCAJ8	Lehman Brothers ESCROW CUSIP - Defaulted 0.01% Due 01/27/2021	01/08/2008 01/08/2008 945,000.00	499,601.34 0.00 0.00 499,601.34	0.00 0.00 0.00 0.00	0.00 0.00 0.00 0.00	0.00



CUSIP	Security Description	Trade Date Settle Date Units	Book Value: Begin Book Value: Acq Book Value: Disp Book Value: End	Prior Accrued Inc. Received Ending Accrued Total Interest	Accr. Of Discount Amort. Of Premium Net Accret/Amort Income Earned	Total Income
525ESCIB7	Lehman Brothers Note-Defaulted Due 01/24/2021	01/25/2008 01/25/2008 3,000,000.00	1,663,765.05 0.00 0.00 1,663,765.05	0.00 0.00 0.00 0.00	0.00 0.00 0.00 0.00	0.00
594918BP8	Microsoft Callable Note Cont 7/8/2021 1.55% Due 08/08/2021	01/23/2017 01/23/2017 1,000,000.00	994,695.78 0.00 0.00 995,162.43	990.28 0.00 2,281.94 1,291.66	466.65 0.00 466.65 1,758.31	1,758.31
69371RQ82	Paccar Financial Corp Note 0.8% Due 06/08/2023	06/01/2020 06/08/2020 150,000.00	149,807.68 0.00 0.00 149,813.40	276.67 0.00 376.67 100.00	5.72 0.00 5.72 105.72	105.72
912828L24	US Treasury Note 1.875% Due 08/31/2022	06/05/2020 06/08/2020 250,000.00	258,151.15 0.00 0.00 257,815.71	12.95 0.00 401.42 388.47	0.00 335.44 (335.44) 53.03	53.03
912828T67	US Treasury Note 1.25% Due 10/31/2021	06/03/2020 06/04/2020 250,000.00	253,028.01 0.00 0.00 252,814.27	1,052.99 0.00 1,307.74 254.75	0.00 213.74 (213.74) 41.01	41.01
912828YK0	US Treasury Note 1.375% Due 10/15/2022	06/03/2020 06/04/2020 250,000.00	256,078.40 0.00 0.00 255,842.81	1,305.50 0.00 1,587.26 281.76	0.00 235.59 (235.59) 46.17	46.17
			<b>8,159,012.53</b>	<b>9,520.04</b>	<b>551.41</b>	
			<b>129,957.10</b>	<b>22.52</b>	<b>2,217.89</b>	
			<b>0.00</b>	<b>16,510.65</b>	<b>(1,666.48)</b>	
<b>Total Fixed Income</b>		<b>10,430,000.00</b>	<b>8,287,303.15</b>	<b>7,013.13</b>	<b>5,346.65</b>	<b>5,346.65</b>

**CASH & EQUIVALENT**

02007GJD6	Ally Bank Negotiable CD 2.7% Due 03/21/2022	03/12/2019 03/12/2019 250,000.00	250,000.00 0.00 0.00 250,000.00	3,032.88 3,402.74 184.93 554.79	0.00 0.00 0.00 554.79	554.79
-----------	---	--	--	--	--------------------------------	--------



CUSIP	Security Description	Trade Date Settle Date Units	Book Value: Begin Book Value: Acq Book Value: Disp Book Value: End	Prior Accrued Inc. Received Ending Accrued Total Interest	Accr. Of Discount Amort. Of Premium Net Accret/Amort Income Earned	Total Income
1404202W9	Capital One Bank USA NA Negotiable CD 2.4% Due 05/17/2022	05/09/2017 05/09/2017 250,000.00	250,000.00 0.00 0.00 250,000.00	1,758.90 0.00 2,252.05 493.15	0.00 0.00 0.00 493.15	493.15
17312Q3P2	Citibank NA Negotiable CD 2.7% Due 03/21/2022	03/12/2019 03/12/2019 250,000.00	250,000.00 0.00 0.00 250,000.00	3,051.37 3,402.74 203.42 554.79	0.00 0.00 0.00 554.79	554.79
2546722U1	Discover Bank Negotiable CD 2.25% Due 02/01/2022	01/30/2017 01/30/2017 250,000.00	250,000.00 0.00 0.00 250,000.00	477.74 0.00 940.07 462.33	0.00 0.00 0.00 462.33	462.33
31846V203	First American Govt Obligation Fund Class Y	Various Various 1,801,226.51	1,667,545.43 264,054.85 130,373.77 1,801,226.51	0.00 6.65 0.00 6.65	0.00 0.00 0.00 6.65	6.65
61690UFH8	Morgan Stanley Bank NA Negotiable CD 2.6% Due 03/22/2021	03/12/2019 03/12/2019 250,000.00	250,000.00 0.00 0.00 250,000.00	2,920.55 3,276.71 178.08 534.24	0.00 0.00 0.00 534.24	534.24
62479LJE6	MUFG Bank Ltd Discount CP Due 09/14/2020	06/25/2020 06/26/2020 0.00	249,977.43 0.00 250,000.00 0.00	0.00 0.00 0.00 0.00	22.57 0.00 22.57 22.57	22.57
7954502A2	Sallie Mae Bank Note 2.75% Due 03/21/2022	03/14/2019 03/14/2019 250,000.00	250,000.00 0.00 0.00 250,000.00	3,107.88 3,465.75 207.19 565.06	0.00 0.00 0.00 565.06	565.06
90CHECK\$1	Checking Deposit Bank Account	Various Various 2,467,877.55	1,163,959.03 3,449,265.61 2,145,347.09 2,467,877.55	0.00 0.00 0.00 0.00	0.00 0.00 0.00 0.00	0.00
9127963L1	US Treasury Bill 0.17% Due 12/24/2020	06/25/2020 06/26/2020 250,000.00	249,865.42 0.00 0.00 249,900.83	0.00 0.00 0.00 0.00	35.41 0.00 35.41 35.41	35.41

## Income Earned

As of September 30, 2020



CUSIP	Security Description	Trade Date Settle Date Units	Book Value: Begin Book Value: Acq Book Value: Disp Book Value: End	Prior Accrued Inc. Received Ending Accrued Total Interest	Accr. Of Discount Amort. Of Premium Net Accret/Amort Income Earned	Total Income
9127964Q9	US Treasury Bill 0.153% Due 11/03/2020	06/25/2020 06/26/2020 250,000.00	249,933.28 0.00 0.00 249,965.05	0.00 0.00 0.00 0.00	31.77 0.00 31.77 31.77	31.77
912796UC1	US Treasury Bill 0.17% Due 01/28/2021	06/25/2020 06/26/2020 250,000.00	249,824.10 0.00 0.00 249,859.51	0.00 0.00 0.00 0.00	35.41 0.00 35.41 35.41	35.41
949763EM4	Wells Fargo Bank NA Negotiable CD 2.25% Due 02/01/2022	01/23/2017 01/23/2017 250,000.00	250,000.00 0.00 0.00 250,000.00	477.74 477.74 462.33 462.33	0.00 0.00 0.00 462.33	462.33
			<b>5,581,104.69</b>	<b>14,827.06</b>	<b>125.16</b>	
			<b>3,713,320.46</b>	<b>14,032.33</b>	<b>0.00</b>	
			<b>2,525,720.86</b>	<b>4,428.07</b>	<b>125.16</b>	
<b>Total Cash &amp; Equivalent</b>		<b>6,769,104.06</b>	<b>6,768,829.45</b>	<b>3,633.34</b>	<b>3,758.50</b>	<b>3,758.50</b>
<b>LOCAL AGENCY INVESTMENT FUND</b>						
90LAIF\$00	Local Agency Investment Fund State Pool	Various Various 16,831,587.72	20,101,587.72 0.00 3,270,000.00 16,831,587.72	32,063.14 0.00 42,566.24 10,503.10	0.00 0.00 0.00 10,503.10	10,503.10
			<b>20,101,587.72</b>	<b>32,063.14</b>	<b>0.00</b>	
			<b>0.00</b>	<b>0.00</b>	<b>0.00</b>	
			<b>3,270,000.00</b>	<b>42,566.24</b>	<b>0.00</b>	
<b>Total Local Agency Investment Fund</b>		<b>16,831,587.72</b>	<b>16,831,587.72</b>	<b>10,503.10</b>	<b>10,503.10</b>	<b>10,503.10</b>
			<b>33,841,704.94</b>	<b>56,410.24</b>	<b>676.57</b>	
			<b>3,843,277.56</b>	<b>14,054.85</b>	<b>2,217.89</b>	
			<b>5,795,720.86</b>	<b>63,504.96</b>	<b>(1,541.32)</b>	
<b>TOTAL PORTFOLIO</b>		<b>34,030,691.78</b>	<b>31,887,720.32</b>	<b>21,149.57</b>	<b>19,608.25</b>	<b>19,608.25</b>

# Cash Flow Report

As of September 30, 2020



Payment Date	Transaction Type	CUSIP	Quantity	Security Description	Principal Amount	Income	Total Amount
10/01/2020	Interest	949763EM4	250,000.00	Wells Fargo Bank NA Negotiable CD 2.25% Due 2/1/2022	0.00	462.33	462.33
10/08/2020	Interest	3133ELWD2	250,000.00	FFCB Note 0.375% Due 4/8/2022	0.00	468.75	468.75
10/15/2020	Dividend	90LAIF\$00	1,934,219,235.29	Local Agency Investment Fund State Pool	0.00	42,702.57	42,702.57
10/15/2020	Interest	912828YK0	250,000.00	US Treasury Note 1.375% Due 10/15/2022	0.00	1,718.75	1,718.75
10/15/2020	Paydown	47787NAC3	30,000.00	John Deere Owner Trust 2020-B A3 0.51% Due 11/15/2024	0.00	12.75	12.75
10/31/2020	Interest	912828T67	250,000.00	US Treasury Note 1.25% Due 10/31/2021	0.00	1,562.50	1,562.50
<b>OCT 2020</b>					<b>0.00</b>	<b>46,927.65</b>	<b>46,927.65</b>
11/01/2020	Interest	949763EM4	250,000.00	Wells Fargo Bank NA Negotiable CD 2.25% Due 2/1/2022	0.00	477.74	477.74
11/03/2020	Maturity	9127964Q9	250,000.00	US Treasury Bill 0.153% Due 11/3/2020	250,000.00	0.00	250,000.00
11/05/2020	Interest	3137EAER6	220,000.00	FHLMC Note 0.375% Due 5/5/2023	0.00	407.92	407.92
11/15/2020	Paydown	47787NAC3	30,000.00	John Deere Owner Trust 2020-B A3 0.51% Due 11/15/2024	0.00	12.75	12.75
11/17/2020	Interest	1404202W9	250,000.00	Capital One Bank USA NA Negotiable CD 2.4% Due 5/17/2022	0.00	3,024.66	3,024.66
11/22/2020	Interest	3135G04Q3	240,000.00	FNMA Note 0.25% Due 5/22/2023	0.00	300.00	300.00
<b>NOV 2020</b>					<b>250,000.00</b>	<b>4,223.07</b>	<b>254,223.07</b>
12/01/2020	Interest	949763EM4	250,000.00	Wells Fargo Bank NA Negotiable CD 2.25% Due 2/1/2022	0.00	462.33	462.33
12/02/2020	Interest	3133ELE75	250,000.00	FFCB Note 0.25% Due 6/2/2022	0.00	312.50	312.50
12/08/2020	Interest	3134GVJ66	250,000.00	FHLMC Note 0.25% Due 6/8/2022	0.00	312.50	312.50
12/08/2020	Interest	69371RQ82	150,000.00	Paccar Financial Corp Note 0.8% Due 6/8/2023	0.00	600.00	600.00





Payment Date	Transaction Type	CUSIP	Quantity	Security Description	Principal Amount	Income	Total Amount
12/09/2020	Interest	313381BR5	250,000.00	FHLB Note 1.875% Due 12/9/2022	0.00	2,343.75	2,343.75
12/15/2020	Paydown	47787NAC3	30,000.00	John Deere Owner Trust 2020-B A3 0.51% Due 11/15/2024	0.00	12.75	12.75
12/24/2020	Maturity	9127963L1	250,000.00	US Treasury Bill 0.17% Due 12/24/2020	250,000.00	0.00	250,000.00
12/26/2020	Interest	3137EAES4	220,000.00	FHLMC Note 0.25% Due 6/26/2023	0.00	275.00	275.00
<b>DEC 2020</b>					<b>250,000.00</b>	<b>4,318.83</b>	<b>254,318.83</b>
01/01/2021	Interest	949763EM4	250,000.00	Wells Fargo Bank NA Negotiable CD 2.25% Due 2/1/2022	0.00	477.74	477.74
01/10/2021	Interest	3135G05G4	205,000.00	FNMA Note 0.25% Due 7/10/2023	0.00	256.25	256.25
01/15/2021	Paydown	47787NAC3	30,000.00	John Deere Owner Trust 2020-B A3 0.51% Due 11/15/2024	0.00	12.75	12.75
01/25/2021	Interest	46625HJH4	200,000.00	JP Morgan Chase Note 3.2% Due 1/25/2023	0.00	3,200.00	3,200.00
01/28/2021	Maturity	912796UC1	250,000.00	US Treasury Bill 0.17% Due 1/28/2021	250,000.00	0.00	250,000.00
01/29/2021	Interest	3130AFRB5	1,000,000.00	FHLB Callable Note 1X 1/29/2021 2.875% Due 1/29/2024	0.00	14,375.00	14,375.00
<b>JAN 2021</b>					<b>250,000.00</b>	<b>18,321.74</b>	<b>268,321.74</b>
02/01/2021	Interest	2546722U1	250,000.00	Discover Bank Negotiable CD 2.25% Due 2/1/2022	0.00	2,835.62	2,835.62
02/01/2021	Interest	949763EM4	250,000.00	Wells Fargo Bank NA Negotiable CD 2.25% Due 2/1/2022	0.00	477.74	477.74
02/08/2021	Interest	594918BP8	1,000,000.00	Microsoft Callable Note Cont 7/8/2021 1.55% Due 8/8/2021	0.00	7,750.00	7,750.00
02/14/2021	Interest	3133EL3V4	250,000.00	FFCB Note 0.2% Due 8/14/2023	0.00	250.00	250.00
02/15/2021	Paydown	47787NAC3	30,000.00	John Deere Owner Trust 2020-B A3 0.51% Due 11/15/2024	0.00	12.75	12.75

# Cash Flow Report

As of September 30, 2020



Payment Date	Transaction Type	CUSIP	Quantity	Security Description	Principal Amount	Income	Total Amount
02/16/2021	Interest	06406FAD5	150,000.00	Bank of NY Mellon Corp Callable Note Cont 6/16/2023 2.2% Due 8/16/2023	0.00	1,650.00	1,650.00
02/23/2021	Interest	037833BU3	250,000.00	Apple Inc Callable Note Cont 12/23/2022 2.85% Due 2/23/2023	0.00	3,562.50	3,562.50
02/24/2021	Interest	3137EAEV7	190,000.00	FHLMC Note 0.25% Due 8/24/2023	0.00	241.46	241.46
02/28/2021	Interest	912828L24	250,000.00	US Treasury Note 1.875% Due 8/31/2022	0.00	2,343.75	2,343.75
<b>FEB 2021</b>					<b>0.00</b>	<b>19,123.82</b>	<b>19,123.82</b>
03/01/2021	Interest	949763EM4	250,000.00	Wells Fargo Bank NA Negotiable CD 2.25% Due 2/1/2022	0.00	431.51	431.51
03/08/2021	Interest	3137EAEW5	130,000.00	FHLMC Note 0.25% Due 9/8/2023	0.00	166.11	166.11
03/15/2021	Paydown	47787NAC3	30,000.00	John Deere Owner Trust 2020-B A3 0.51% Due 11/15/2024	0.00	12.75	12.75
03/20/2021	Interest	17312Q3P2	250,000.00	Citibank NA Negotiable CD 2.7% Due 3/21/2022	0.00	3,347.26	3,347.26
03/20/2021	Interest	7954502A2	250,000.00	Sallie Mae Bank Note 2.75% Due 3/21/2022	0.00	3,409.25	3,409.25
03/21/2021	Interest	61690UFH8	250,000.00	Morgan Stanley Bank NA Negotiable CD 2.6% Due 3/22/2021	0.00	3,223.29	3,223.29
03/21/2021	Interest	02007GJD6	250,000.00	Ally Bank Negotiable CD 2.7% Due 3/21/2022	0.00	3,347.26	3,347.26
03/22/2021	Maturity	61690UFH8	250,000.00	Morgan Stanley Bank NA Negotiable CD 2.6% Due 3/22/2021	250,000.00	17.81	250,017.81
<b>MAR 2021</b>					<b>250,000.00</b>	<b>13,955.24</b>	<b>263,955.24</b>
04/01/2021	Interest	949763EM4	250,000.00	Wells Fargo Bank NA Negotiable CD 2.25% Due 2/1/2022	0.00	477.74	477.74
04/08/2021	Interest	3133ELWD2	250,000.00	FFCB Note 0.375% Due 4/8/2022	0.00	468.75	468.75
04/15/2021	Interest	912828YK0	250,000.00	US Treasury Note 1.375% Due 10/15/2022	0.00	1,718.75	1,718.75



Payment Date	Transaction Type	CUSIP	Quantity	Security Description	Principal Amount	Income	Total Amount
04/15/2021	Paydown	47787NAC3	30,000.00	John Deere Owner Trust 2020-B A3 0.51% Due 11/15/2024	0.00	12.75	12.75
04/30/2021	Interest	912828T67	250,000.00	US Treasury Note 1.25% Due 10/31/2021	0.00	1,562.50	1,562.50
<b>APR 2021</b>					<b>0.00</b>	<b>4,240.49</b>	<b>4,240.49</b>
05/01/2021	Interest	949763EM4	250,000.00	Wells Fargo Bank NA Negotiable CD 2.25% Due 2/1/2022	0.00	462.33	462.33
05/05/2021	Interest	3137EAER6	220,000.00	FHLMC Note 0.375% Due 5/5/2023	0.00	412.50	412.50
05/15/2021	Paydown	47787NAC3	30,000.00	John Deere Owner Trust 2020-B A3 0.51% Due 11/15/2024	0.00	12.75	12.75
05/17/2021	Interest	1404202W9	250,000.00	Capital One Bank USA NA Negotiable CD 2.4% Due 5/17/2022	0.00	2,975.34	2,975.34
05/22/2021	Interest	3135G04Q3	240,000.00	FNMA Note 0.25% Due 5/22/2023	0.00	300.00	300.00
<b>MAY 2021</b>					<b>0.00</b>	<b>4,162.92</b>	<b>4,162.92</b>
06/01/2021	Interest	949763EM4	250,000.00	Wells Fargo Bank NA Negotiable CD 2.25% Due 2/1/2022	0.00	477.74	477.74
06/02/2021	Interest	3133ELE75	250,000.00	FFCB Note 0.25% Due 6/2/2022	0.00	312.50	312.50
06/08/2021	Interest	69371RQ82	150,000.00	Paccar Financial Corp Note 0.8% Due 6/8/2023	0.00	600.00	600.00
06/08/2021	Interest	3134GVJ66	250,000.00	FHLMC Note 0.25% Due 6/8/2022	0.00	312.50	312.50
06/09/2021	Interest	313381BR5	250,000.00	FHLB Note 1.875% Due 12/9/2022	0.00	2,343.75	2,343.75
06/15/2021	Paydown	47787NAC3	30,000.00	John Deere Owner Trust 2020-B A3 0.51% Due 11/15/2024	0.00	12.75	12.75
06/26/2021	Interest	3137EAES4	220,000.00	FHLMC Note 0.25% Due 6/26/2023	0.00	275.00	275.00
<b>JUN 2021</b>					<b>0.00</b>	<b>4,334.24</b>	<b>4,334.24</b>
07/01/2021	Interest	949763EM4	250,000.00	Wells Fargo Bank NA Negotiable CD 2.25% Due 2/1/2022	0.00	462.33	462.33

## Cash Flow Report

As of September 30, 2020



Payment Date	Transaction Type	CUSIP	Quantity	Security Description	Principal Amount	Income	Total Amount
07/10/2021	Interest	3135G05G4	205,000.00	FNMA Note 0.25% Due 7/10/2023	0.00	256.25	256.25
07/15/2021	Paydown	47787NAC3	30,000.00	John Deere Owner Trust 2020-B A3 0.51% Due 11/15/2024	0.00	12.75	12.75
07/25/2021	Interest	46625HJH4	200,000.00	JP Morgan Chase Note 3.2% Due 1/25/2023	0.00	3,200.00	3,200.00
07/29/2021	Interest	3130AFRB5	1,000,000.00	FHLB Callable Note 1X 1/29/2021 2.875% Due 1/29/2024	0.00	14,375.00	14,375.00
<b>JUL 2021</b>					<b>0.00</b>	<b>18,306.33</b>	<b>18,306.33</b>
08/01/2021	Interest	2546722U1	250,000.00	Discover Bank Negotiable CD 2.25% Due 2/1/2022	0.00	2,789.38	2,789.38
08/01/2021	Interest	949763EM4	250,000.00	Wells Fargo Bank NA Negotiable CD 2.25% Due 2/1/2022	0.00	477.74	477.74
08/08/2021	Maturity	594918BP8	1,000,000.00	Microsoft Callable Note Cont 7/8/2021 1.55% Due 8/8/2021	1,000,000.00	7,750.00	1,007,750.00
08/14/2021	Interest	3133EL3V4	250,000.00	FFCB Note 0.2% Due 8/14/2023	0.00	250.00	250.00
08/15/2021	Paydown	47787NAC3	30,000.00	John Deere Owner Trust 2020-B A3 0.51% Due 11/15/2024	0.00	12.75	12.75
08/16/2021	Interest	06406FAD5	150,000.00	Bank of NY Mellon Corp Callable Note Cont 6/16/2023 2.2% Due 8/16/2023	0.00	1,650.00	1,650.00
08/23/2021	Interest	037833BU3	250,000.00	Apple Inc Callable Note Cont 12/23/2022 2.85% Due 2/23/2023	0.00	3,562.50	3,562.50
08/24/2021	Interest	3137EAEV7	190,000.00	FHLMC Note 0.25% Due 8/24/2023	0.00	237.50	237.50
08/31/2021	Interest	912828L24	250,000.00	US Treasury Note 1.875% Due 8/31/2022	0.00	2,343.75	2,343.75
<b>AUG 2021</b>					<b>1,000,000.00</b>	<b>19,073.62</b>	<b>1,019,073.62</b>
09/01/2021	Interest	949763EM4	250,000.00	Wells Fargo Bank NA Negotiable CD 2.25% Due 2/1/2022	0.00	477.74	477.74
09/08/2021	Interest	3137EAEW5	130,000.00	FHLMC Note 0.25% Due 9/8/2023	0.00	162.50	162.50

# Cash Flow Report

As of September 30, 2020



Payment Date	Transaction Type	CUSIP	Quantity	Security Description	Principal Amount	Income	Total Amount
09/15/2021	Paydown	47787NAC3	30,000.00	John Deere Owner Trust 2020-B A3 0.51% Due 11/15/2024	0.00	12.75	12.75
09/20/2021	Interest	17312Q3P2	250,000.00	Citibank NA Negotiable CD 2.7% Due 3/21/2022	0.00	3,402.74	3,402.74
09/20/2021	Interest	7954502A2	250,000.00	Sallie Mae Bank Note 2.75% Due 3/21/2022	0.00	3,465.75	3,465.75
09/21/2021	Interest	02007GJD6	250,000.00	Ally Bank Negotiable CD 2.7% Due 3/21/2022	0.00	3,402.74	3,402.74
<b>SEP 2021</b>					<b>0.00</b>	<b>10,924.22</b>	<b>10,924.22</b>
<b>TOTAL</b>					<b>2,000,000.00</b>	<b>167,912.17</b>	<b>2,167,912.17</b>



Chandler Asset Management, Inc. ("Chandler") is an SEC registered investment adviser. For additional information about our firm, please see our current disclosures (Form ADV). To obtain a copy of our current disclosures, you may contact your client service representative by calling the number on the front of this statement or you may visit our website at [www.chandlerasset.com](http://www.chandlerasset.com).

Information contained in this monthly statement is confidential and is provided for informational purposes only and should not be construed as specific investment or legal advice. The information contained herein was obtained from sources believed to be reliable as of the date of this statement, but may become outdated or superseded at any time without notice.

**Custody:** Your qualified custodian bank maintains control of all assets reflected in this statement and we urge you to compare this statement to the one you receive from your qualified custodian. Chandler does not have any authority to withdraw or deposit funds from/to the custodian account.

**Valuation:** Prices are provided by IDC, an independent pricing source. In the event IDC does not provide a price or if the price provided is not reflective of fair market value, Chandler will obtain pricing from an alternative approved third party pricing source in accordance with our written valuation policy and procedures. Our valuation procedures are also disclosed in Item 5 of our Form ADV Part 2A.

**Performance:** Performance results are presented gross-of-advisory fees and represent the client's Total Return. The deduction of advisory fees lowers performance results. These results include the reinvestment of dividends and other earnings. Past performance may not be indicative of future results. Therefore, clients should not assume that future performance of any specific investment or investment strategy will be profitable or equal to past performance levels. All investment strategies have the potential for profit or loss. Economic factors, market conditions or changes in investment strategies, contributions or withdrawals may materially alter the performance and results of your portfolio.

Source ice Data Indices, LLC ("ICE"), used with permission. ICE PERMITS USE OF THE ICE INDICES AND RELATED DATA ON AN "AS IS" BASIS; ICE, ITS AFFILIATES AND THEIR RESPECTIVE THIRD PARTY SUPPLIERS DISCLAIM ANY AND ALL WARRANTIES AND REPRESENTATIONS, EXPRESS AND/OR IMPLIED, INCLUDING ANY WARRANTIES OF MERCHANTABILITY OR FITNESS FOR A PARTICULAR PURPOSE OR USE, INCLUDING THE INDICES, INDEX DATA AND ANY DATA INCLUDED IN, RELATED TO, OR DERIVED THEREFROM. NEITHER ICE DATA, ITS AFFILIATES OR THEIR RESPECTIVE THIRD PARTY PROVIDERS GUARANTEE THE QUALITY, ADEQUACY, ACCURACY, TIMELINESS OR COMPLETENESS OF THE INDICES OR THE INDEX DATA OR ANY COMPONENT THEREOF, AND THE INDICES AND INDEX DATA AND ALL COMPONENTS THEREOF ARE PROVIDED ON AN "AS IS" BASIS AND LICENSEE'S USE IS AT LICENSEE'S OWN RISK. ICE DATA, ITS AFFILIATES AND THEIR RESPECTIVE THIRD PARTY DO NOT SPONSOR, ENDORSE, OR RECOMMEND CHANDLER, OR ANY OF ITS PRODUCTS OR SERVICES.

Index returns assume reinvestment of all distributions. Historical performance results for investment indexes generally do not reflect the deduction of transaction and/or custodial charges or the deduction of an investment management fee, the incurrence of which would have the effect of decreasing historical performance results. It is not possible to invest directly in an index.

**Ratings:** Ratings information have been provided by Moody's, S&P and Fitch through data feeds we believe to be reliable as of the date of this statement, however we cannot guarantee its accuracy.

Security level ratings for U.S. Agency issued mortgage-backed securities ("MBS") reflect the issuer rating because the securities themselves are not rated. The issuing U.S. Agency guarantees the full and timely payment of both principal and interest and carries a AA+/Aaa/AAA by S&P, Moody's and Fitch respectively.